

POCKET EN
2026





IT IS A TIME
A QUARTER TO
TWENTY FIVE
PAST TEN
ONE SIX THREE
FOUR FIVE TWO
EIGHT ELEVEN
SEVEN TWELVE
TEN SEVEN O'CLOCK

LA NORDICA

LUMEN

LUMEN 8

Wood-burning stove

WOOD-BURNING STOVES 12

AUTOMATIC WOOD-BURNING STOVES 22

WOOD-BURNING THERMO STOVES 23

Wood-burning cookers

WOOD-BURNING COOKERS 25

WOOD-BURNING THERMO COOKERS 33

Wood-burning fireplaces

WOOD-BURNING INSERTS 34

WOOD-BURNING MONOBLOCKS 37

WOOD-BURNING THERMO FIREPLACES 38

Cucinotte

CUCINOTTE 39

EXTRAFLAME

Hybrid Stoves

HYBRID STOVES 42

Pellet stoves

PELLET STOVES 43

PELLET THERMO STOVES 57

Pellet fireplaces

PELLET INSERTS 62

Pellet Boilers

PELLET BOILERS 64

TRADEMARK AND COPYRIGHT

All trademarks, images, illustrations, photographs, icons, graphic and textual contents, technical information, products, advertising and any other distinctive signs contained in this catalogue are the exclusive property of the Principal.

Images, logos and visuals created by MGA Group and Accent Barbiero.

Any reproduction, even partial, modification, distribution or unauthorized use of the contents of this catalogue, in any form or by any means, is strictly prohibited without the prior written consent of the Principal.

Index Traditional Line

Wood-burning Stoves

BRIGITTA.16	12
SUPER JUNIOR LEAN	12
EMILIANA.165 MAIOLICA	12
EMILIANA.165 STEEL	12
GEMMA LEAN CERAMICA	13
GEMMA LEAN PETRA	13
GEMMA FORNO.165 CERAMICA	13
GEMMA FORNO.165 PETRA	13
GIULIETTA.165	14
CANDY LEAN	14
EMI LEAN	14
ASIA 5.0	14
TEA.16	15
MARLENA.16	15
ISETTA LEAN	16
ISETTA CC LEAN	16
ISETTA FORNO	16
JENNIFER.16	16
ESTER 5.0	17
ESTER FORNO 5.0	17
FEDORA.16 MAIOLICA	17
FEDORA.16 STEEL	17
ROSSELLA R1.16 CERAMICA	18
ROSSELLA R1.16 PETRA	18
ROSSELLA PLUS FORNO.165 CERAMICA	18
ROSSELLA PLUS FORNO.165 PETRA	18
ISOTTA LEAN	19
ISOTTA CC LEAN	19
ISOTTA FORNO.16	19
CONCITA.16 MAIOLICA	20
CONCITA.16 STEEL	20

Wood-burning Thermo Stoves

TERMOROSSELLA PLUS FORNO DSA.16 CERAMICA	23
TERMOROSSELLA PLUS FORNO DSA.16 PETRA	23
TERMOROSSELLA PLUS DSA.16 CERAMICA	23
TERMOROSSELLA PLUS DSA.16 PETRA	23

Wood-burning Cookers

VICENZA.16	25
VERONA XXL.16 PETRA	25
VERONA XXL.16 MAIOLICA	25
VERONA XXL.16	25
FAMILY.16 4,5	26
SOVRANA EASY.16	26
ROSETTA.16 CERAMICA	26
ROSETTA.16 MAIOLICA	27
ROSETTA SX.16 CERAMICA	27
ROSETTA SX.16 PETRA	27
ROSETTA SX.16 STEEL	27
ROSA SX REVERSE.16 CERAMICA	28
ROSA SX REVERSE.16 PETRA	28
ROSA.16 CERAMICA	29
ROSA.16 PETRA	29
ROSA.16 MAIOLICA	29
ROSA.16 STEEL	29
ROSA L.16 STEEL	30
ROSA XXL.16 PETRA	31
ROSA XXL.16 MAIOLICA	31
ROSA XXL.16 STEEL	31
VENEZIA.16	28
SUPREMA.16	30

Wood-burning Thermo Cookers

TERMOROSA DSA LEAN LIBERTY	33
TERMOROSA DSA LEAN PETRA	33
TERMOROSA XXL DSA LEAN	33

Wood-burning Inserts

INSERTO 60.16	34
INSERTO 70 H49.16	34
INSERTO 80 CRYSTAL EVO.16	34
INSERTO 70.165	34
INSERTO 70 LEAN.165	35
INSERTO 80 LEAN	35
INSERTO 80 H49 LEAN	35
INSERTO 100 LEAN	35
INSERTO 80 WIDE.16	36

Wood-burning thermo Fireplaces

TERMOCAMINO WF PLUS.16	38
------------------------	----

Pellet Stoves

LUISELLA 5.0	43
LUISELLA 5.0 MAXI	43
KETTY 5.0	43
MARIELLA AD	45
MARIELLA PLUS AD	45
AMIKA AD	46
AMIKA PETRA AD	46
KLAUDIA 5.0 EVO	47
KLAUDIA PLUS 5.0 EVO	47
MARILENA PLUS 5.0.16	48
MARILENA PLUS PETRA 5.0.16	48
MARILENA PLUS CRYSTAL 5.0.16	48
TEODORA EVO	49
ANNABELLA AD EVO	49
DAHIANA AD	51
DAHIANA PLUS AD	51
SOUVENIR PLUS LUX 5.0	52
SOUVENIR PLUS PETRA 5.0	52
SOUVENIR PLUS STEEL 5.0	53
TEOREMA	53
TEOREMA PLUS AD	53
LUCIA PLUS.16	54
LUCIA.16	54

Pellet Thermo Stoves

VIRNA IDRO.16	57
MARINA IDRO H11	57
MARINA IDRO H13	57
COSTANZA IDRO 5.0	58
ISIDE IDRO 5.0.16	60
RAFFAELLA IDRO H15 5.0.16	60
RAFFAELLA IDRO H18 5.0.16	60

Pellet Inserts

COMFORT P70 H49 5.0	62
COMFORT P70 AIR	62
COMFORT P70 AIR PLUS	62
COMFORT P85	62
COMFORT P85 PLUS	63
COMFORT IDRO L80.16	63

Pellet Boilers

PK15 EVO	64
PK20 EVO	64
PK25 EVO	64
PK30 EVO	65

Index Evolution Line



Automatic Wood-burning Stoves

LARISSA.16	22
MARGARET GRES	42
MARGARET PETRA	42

Hybrid Stoves

MARGARET GRES	42
MARGARET PETRA	42

Pellet Stoves

KATIA 9 5.0 EVO	50
KATIA 11	50
MIETTA EVO	51
SINFONY	53
ANNALISA PLUS CRYSTAL EVO	54
ANNALISA PLUS GRES EVO	54
NORIS	55
NORIS LUX	55
NORIS PLUS	55
NORIS PLUS LUX	55
TERRY PLUS	56

Pellet Thermo Stoves

GUENDA IDRO 5.0	58
EVELYNE IDRO 2.0	58
ISIDORA IDRO H16 5.0 EVO	58
ISIDORA IDRO H20 5.0 EVO	59
ISIDORA IDRO H23 5.0 EVO	59
MIRIANA IDRO H16	59
MIRIANA IDRO H20	59
MIRIANA IDRO H23	60
FLORIANA IDRO CRYSTAL	61
FLORIANA IDRO GRES	61

Pellet Boilers

PR20 EVO	64
PR30 EVO	65

Index Prestige Line

PRESTIGE

Line

Lumen

LUMEN 870	8
LUMEN 1200	8
LUMEN 1600	8
CLADDING KIT 870	9
CLADDING KIT 1200	9
CLADDING KIT 1600	9

Wood-burning Stoves

LIÙ.16 PETRA	15
LIÙ.16 MAIOLICA	15
LAVINIA EOS	19
NOVA FORNO.16 MAIOLICA	20
NOVA FORNO.16 STEEL	20
DANTE.16	21
DANTE.16 CON PORTALEGNA	21

Wood-burning Thermo Stoves

SIERRA.16	24
-----------	----

Wood-burning Cookers

MILLY.16	28
GARDENIA.16 PETRA	30
GARDENIA.16 STEEL	30
GARDENIA XXL PETRA	31
GARDENIA XXL STEEL	32
GARDENIA XXL CERAMICA	32
ALASKA.16	32

Wood-burning Monoblocks

MONOBLOCCO 3LC.165	37
MONOBLOCCO 90PA.165	37

Pellet Stoves

PEGGY	43
ANGELICA JUNIOR	44
ANGELICA EVO	44
ANGELICA PLUS EVO	44
ANGY TOP	44
LINA TOP	45
MOIRA EVO	45
SABRY AD	46
DANIELA	46
DANIELA PLUS	47
GABRIELLA PLUS	47
PAMELA STEEL	48
PAMELA CRYSTAL	49
DEBBY EVO	49
DEBBY PETRA EVO	50
DEBBY PLUS PETRA EVO	50
SHARON PLUS PETRA	51
SHARON PLUS CRYSTAL	52
SHARON PLUS STEEL	52

Pellet Thermo Stoves

ROSANNA IDRO 5.0	57
------------------	----

Lumen

LA NORDICA

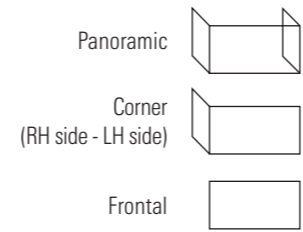
Electric Fireplaces

Lumen electric fireplaces are designed to bring the visual warmth of fire to any space, without installation constraints. No flue, no piping: a single power outlet is all it takes to transform a room into a welcoming environment. Advanced LED technology recreates the flame with remarkable realism, enhanced by the use of genuine Italian logs. Flame intensity and effect are fully adjustable, allowing you to set the mood for any occasion, from quiet evenings to more formal settings. Refined design, immediate installation, zero emissions: the contemporary choice for those who refuse to give up the charm of a real fire.



LUMEN 870

kW-N (min-max) 0 - 2,0
 Dim. (WxHxD) 870 x 469 x 319
 kg 37
 Electrical consumption (heating OFF) (W) 21
 Ventilation Frontal



CLADDING KIT 870

Dim. (WxHxD) 1370 x 531 x 408
 kg 15

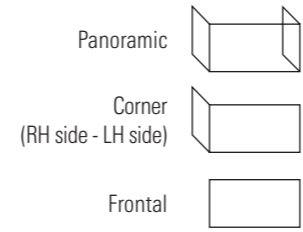


Anthracite Stone Chalk



LUMEN 1200

kW-N (min-max) 0 - 2,0
 Dim. (WxHxD) 1200 x 569 x 319
 kg 54
 Electrical consumption (heating OFF) (W) 27
 Ventilation Frontal



CLADDING KIT 1200

Dim. (WxHxD) 1700 x 631 x 408
 kg 19

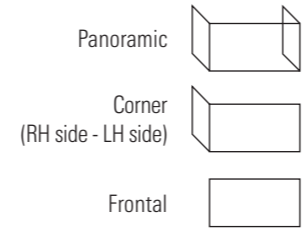


Anthracite Stone Chalk



LUMEN 1600

kW-N (min-max) 0 - 2,0
 Dim. (WxHxD) 1600 x 569 x 319
 kg 72
 Electrical consumption (heating OFF) (W) 32
 Ventilation Frontal



CLADDING KIT 1600

Dim. (WxHxD) 2100 x 631 x 408
 kg 23



Anthracite Stone Chalk



Wood

LA NORDICA

Wood-burning Products

Wood is one of the oldest and most efficient sources of domestic heating. La Nordica-Extraflame's wood-burning products are the result of a rigorous design process in which material quality, construction precision and operational safety are fundamental values.

Every model reflects decades of industry expertise, expressed through balanced forms and technical solutions that ensure lasting high performance. Quality, tradition and innovation come together to deliver heating that is authentic, reliable and environmentally responsible.



BRIGITTA.16

Enamelled cast iron wood-burning stove



Black

kW-N	4,7
%	81
% seas	71
m ³	135
kg/h	1,4
Dim. (WxHxD) (mm)	404 x 640 x 397
Hearth (WxHxD) (mm)	330 x 294 x 215
kg	70
Ø (mm)	120 T



GEMMA LEAN CERAMICA

Wood-burning stove



Elegance Bordeaux



Elegance White Infinity



Liberty Panna

kW-N	6,5
%	80
% seas	70
m ³	186
kg/h	1,9
Dim. (WxHxD) (mm)	460 x 842 x 460
Hearth (WxHxD) (mm)	220 x 370 x 290
kg	87
Ø (mm)	120 T



SUPER JUNIOR LEAN

Wood-burning stove



Black



Green

kW-N	5,7
%	80
% seas	70
m ³	163
kg/h	1,6
Dim. (WxHxD) (mm)	356 x 802 x 423
Hearth (WxHxD) (mm)	220 x 336 x 276
kg	66
Ø (mm)	120 T



GEMMA LEAN PETRA

Wood-burning stove



Natural Stone

kW-N	6,5
%	80
% seas	70
m ³	186
kg/h	1,9
Dim. (WxHxD) (mm)	460 x 900 x 495
Hearth (WxHxD) (mm)	220 x 370 x 290
kg	100
Ø (mm)	120 T



EMILIANA.165 MAIOLICA

Wood-burning stove



Bordeaux



White Infinity

kW-N	6,5
%	86
% seas	76
m ³	186
kg/h	1,8
Dim. (WxHxD) (mm)	453 x 1002 x 490
Hearth (WxHxD) (mm)	273 x 330 x 320
kg	135
Ø (mm)	120 T



GEMMA FORNO.165 CERAMICA

Wood-burning stove with oven



Elegance Bordeaux



Elegance White Infinity

kW-N	7,3
%	86
% seas	76
m ³	209
kg/h	1,9
Dim. (WxHxD) (mm)	460 x 1265 x 495
Oven Dim. (WxHxD) (mm)	227 x 296 x 290
Oven capacity (L)	20
Hearth (WxHxD) (mm)	220 x 370 x 290
kg	125
Ø (mm)	120 T



EMILIANA.165 STEEL

Wood-burning stove



Anthracite Black

kW-N	6,5
%	86
% seas	76
m ³	186
kg/h	1,8
Dim. (WxHxD) (mm)	453 x 1002 x 490
Hearth (WxHxD) (mm)	273 x 330 x 320
kg	121
Ø (mm)	120 T



GEMMA FORNO.165 PETRA

Wood-burning stove with oven



Natural Stone

kW-N	7,3
%	86
% seas	76
m ³	209
kg/h	1,9
Dim. (WxHxD) (mm)	460 x 1265 x 495
Oven Dim. (WxHxD) (mm)	227 x 296 x 290
Oven capacity (L)	20
Hearth (WxHxD) (mm)	220 x 370 x 290
kg	140
Ø (mm)	120 T





GIULIETTA¹⁶⁵

Enamelled cast iron wood-burning stove



Anthracite Black

kW-N	6,5
%	80
% seas	70
m ³	186
kg/h	1,9
Dim. (WxHxD) (mm)	487 x 750 x 430
Hearth (WxHxD) (mm)	350 x 290 x 225
kg	115
Ø (mm)	120 B/T



TEA¹⁶

Wood-burning stove



Anthracite Black



White

kW-N	7,0
%	86
% seas	76
m ³	201
kg/h	1,8
Dim. (WxHxD) (mm)	414 x 1346 x 419
Hearth (WxHxD) (mm)	228 x 365 x 278
kg	79
Ø (mm)	120 T

The height figure includes the tube, see data sheet.



CANDY LEAN

Enamelled cast iron wood-burning stove



Anthracite Black

kW-N	6,6
%	80
% seas	70
m ³	189
kg/h	1,9
Dim. (WxHxD) (mm)	404 x 890 x 362
Hearth (WxHxD) (mm)	330 x 356 x 215
kg	85
Ø (mm)	120 T



LIÙ¹⁶ PETRA

PRESTIGE

Wood-burning stove



Natural Stone

kW-N	7,5
%	86
% seas	76
m ³	215
kg/h	2,0
Dim. (WxHxD) (mm)	528 x 1562 x 508
Hearth (WxHxD) (mm)	295 x 429 x 310
kg	201
Ø (mm)	130 T

The height figure includes the tube, see data sheet.



NEW 2026 EMI LEAN

Enamelled cast iron wood-burning stove



Anthracite Black

kW-N	6,6
%	80
% seas	70
m ³	189
kg/h	1,9
Dim. (WxHxD) (mm)	404 x 784 x 398
Hearth (WxHxD) (mm)	330 x 356 x 215
kg	75
Ø (mm)	120 T



LIÙ¹⁶ MAIOLICA

PRESTIGE

Wood-burning stove



Bordeaux



White Infinity

kW-N	7,5
%	86
% seas	76
m ³	215
kg/h	2,0
Dim. (WxHxD) (mm)	537 x 1562 x 508
Hearth (WxHxD) (mm)	295 x 429 x 310
kg	170
Ø (mm)	130 T

The height figure includes the tube, see data sheet.



ASIA 5.0

Wood-burning stove



Vulcan

kW-N	7,0
%	86
% seas	76
m ³	201
kg/h	1,8
Dim. (WxHxD) (mm)	438 x 1385 x 400
Hearth (WxHxD) (mm)	220 x 328 x 290
kg	154
Ø (mm)	120 T

The height figure includes the tube, see data sheet.



MARLENA¹⁶

Enamelled cast iron wood-burning stove



Anthracite Black

kW-N	7,5
%	86
% seas	76
m ³	215
kg/h	2,0
Dim. (WxHxD) (mm)	465 x 1562 x 475
Hearth (WxHxD) (mm)	295 x 429 x 310
kg	140
Ø (mm)	130 T

The height figure includes the tube, see data sheet.





ISETTA LEAN

Enamelled cast iron wood-burning stove



Anthracite Black



kW-N	7,7
%	80
% seas	70
m ³	221
kg/h	2,2
Dim. (WxHxD) (mm)	661 x 707 x 594
Hearth (WxHxD) (mm)	439 x 280 x 200
kg	163
Ø (mm)	150 B/T



ESTER 5.0

Wood-burning stove with heat recovery system



Vulcan

The height figure includes the tube, see data sheet.



kW-N	8,0
%	86
% seas	76
m ³	229
kg/h	2,2
Dim. (WxHxD) (mm)	540 x 1331 x 487
Hearth (WxHxD) (mm)	295 x 390 x 300
kg	243
Ø (mm)	130 T



ISETTA CC LEAN

Enamelled cast iron wood-burning stove



Anthracite Black



kW-N	7,7
%	80
% seas	70
m ³	221
kg/h	2,2
Dim. (WxHxD) (mm)	661 x 759 x 594
Hearth (WxHxD) (mm)	439 x 280 x 200
kg	171
Ø (mm)	150 B/T



ESTER FORNO 5.0

Wood-burning stove with oven



Vulcan

The height figure includes the tube, see data sheet.



kW-N	8,0
%	86
% seas	76
m ³	229
kg/h	2,2
Dim. (WxHxD) (mm)	540 x 1512 x 485
Oven Dim. (WxHxD) (mm)	268 x 238 x 338
Oven capacity (L)	22
Hearth (WxHxD) (mm)	295 x 315 x 300
kg	317
Ø (mm)	130 T



NEW 2026 ISETTA FORNO

Enamelled cast iron wood stove with oven



Anthracite Black



kW-N	8,2
%	86
% seas	76
m ³	235
kg/h	2,2
Dim. (WxHxD) (mm)	661 x 1162 x 452
Oven capacity (L)	22
Hearth (WxHxD) (mm)	439 x 280 x 200
kg	228
Ø (mm)	150 T



FEDORA.16 MAIOLICA

Wood-burning stove



Bordeaux



White Infinity



kW-N	8,3
%	86
% seas	76
m ³	238
kg/h	2,3
Dim. (WxHxD) (mm)	559 x 1035 x 547
Hearth (WxHxD) (mm)	377 x 368 x 362
kg	175
Ø (mm)	130 T



JENNIFER.16

Enamelled cast iron wood-burning stove



Anthracite Black



kW-N	7,7
%	80
% seas	70
m ³	221
kg/h	2,3
Dim. (WxHxD) (mm)	702 x 870 x 478
Hearth (WxHxD) (mm)	585 x 290 x 255
kg	141
Ø (mm)	150 T



FEDORA.16 STEEL

Wood-burning stove



Anthracite Black



kW-N	8,3
%	86
% seas	76
m ³	238
kg/h	2,3
Dim. (WxHxD) (mm)	559 x 1035 x 547
Hearth (WxHxD) (mm)	377 x 368 x 362
kg	150
Ø (mm)	130 T





ROSSELLA R1 .16 CERAMICA

Wood-burning stove



Liberty Bordeaux Liberty White Infinity Liberty Panna

kW-N	9,0
%	86
% seas	76
m ³	258
kg/h	2,4
Dim. (WxHxD) (mm)	578 x 1370 x 586
Hearth (WxHxD) (mm)	373 x 389 x 362
kg	155
Ø (mm)	130 T

The height figure includes the tube, see data sheet.



ISOTTA LEAN

Enamelled cast iron wood-burning stove



Anthracite Black

kW-N	9,3
%	80
% seas	70
m ³	267
kg/h	2,7
Dim. (WxHxD) (mm)	790 x 775 x 660
Hearth (WxHxD) (mm)	546 x 348 x 290
kg	212
Ø (mm)	150 B/T



ROSSELLA R1 .16 PETRA

Wood-burning stove



Natural Stone

kW-N	9,0
%	86
% seas	76
m ³	258
kg/h	2,4
Dim. (WxHxD) (mm)	578 x 1370 x 586
Hearth (WxHxD) (mm)	373 x 389 x 362
kg	170
Ø (mm)	130 T

The height figure includes the tube, see data sheet.



ISOTTA CC LEAN

Enamelled cast iron wood-burning stove



Anthracite Black

kW-N	9,3
%	80
% seas	70
m ³	267
kg/h	2,7
Dim. (WxHxD) (mm)	790 x 830 x 660
Hearth (WxHxD) (mm)	546 x 348 x 290
kg	223
Ø (mm)	150 B/T



ROSSELLA PLUS FORNO .165 CERAMICA

Wood-burning stove with oven



Bordeaux Liberty Panna

kW-N	9,4
%	86
% seas	76
m ³	270
kg/h	2,5
Dim. (WxHxD) (mm)	559 x 1411 x 536
Oven Dim. (WxHxD) (mm)	330 x 300 x 370
Oven capacity (L)	37
Hearth (WxHxD) (mm)	379 x 370 x 327
kg	195
Ø (mm)	130 T



ISOTTA FORNO .16 *

Wood-burning stove with oven



Anthracite Black *

kW-N	9,7
%	86
% seas	76
m ³	278
kg/h	2,7
Dim. (WxHxD) (mm)	790 x 1244 x 530
Oven Dim. (WxHxD) (mm)	443 x 290 x 305
Oven capacity (L)	39
Hearth (WxHxD) (mm)	546 x 360 x 290
kg	300
Ø (mm)	150 T

*While stocks last



ROSSELLA PLUS FORNO .165 PETRA

Wood-burning stove with oven



Natural Stone

kW-N	9,4
%	86
% seas	76
m ³	270
kg/h	2,5
Dim. (WxHxD) (mm)	559 x 1411 x 536
Oven Dim. (WxHxD) (mm)	330 x 300 x 370
Oven capacity (L)	37
Hearth (WxHxD) (mm)	379 x 370 x 327
kg	219
Ø (mm)	130 T



LAVINIA EOS

PRESTIGE

Cast iron wood-burning stove with heat recovery system and catalytic filter



Anthracite Black

kW-N	11,7
%	86
% seas	76
m ³	336
kg/h	3,1
Dim. (WxHxD) (mm)	773 x 1213 x 685
Hearth (WxHxD) (mm)	650 x 290 x 300
kg	248
Ø (mm)	150 T

The height figure includes the tube, see data sheet.





CONCITA.16 MAIOLICA

Wood-burning stove with heat recovery system



Bordeaux



White Infinity

kW-N	11,8
%	86
% seas	76
m ³	338
kg/h	3,2
Dim. (WxHxD) (mm)	559 x 1545 x 569
Hearth (WxHxD) (mm)	357 x 450 x 362
kg	185
Ø (mm)	150 T

The height figure includes the tube, see data sheet.



DANTE.16

Wood-burning stove



Matte Black

kW-N	12,4
%	86
% seas	76
m ³	356
kg/h	3,3
Dim. (WxHxD) (mm)	822 x 1514 x 593
Hearth (WxHxD) (mm)	615 x 268 x 358
kg	158
Ø (mm)	160 T

The height figure includes the tube, see data sheet.



DANTE WITH BENCH (optional)



CONCITA.16 STEEL

Wood-burning stove with heat recovery system



Anthracite Black

kW-N	11,8
%	86
% seas	76
m ³	338
kg/h	3,2
Dim. (WxHxD) (mm)	559 x 1545 x 569
Hearth (WxHxD) (mm)	357 x 450 x 362
kg	157
Ø (mm)	150 T

The height figure includes the tube, see data sheet.



DANTE.16 CON PORTALEGNA

Wood-burning stove



Matte Black

kW-N	12,4
%	86
% seas	76
m ³	356
kg/h	3,3
Dim. (WxHxD) (mm)	822 x 1938 x 593
Hearth (WxHxD) (mm)	615 x 268 x 358
kg	183
Ø (mm)	160 T

The height figure includes the tube, see data sheet.



NOVA FORNO.16 MAIOLICA

PRESTIGE

Wood-burning stove with oven




Bordeaux



Matt White

kW-N	11,8
%	86
% seas	76
m ³	338
kg/h	3,2
Dim. (WxHxD) (mm)	559 x 1496 x 569
Oven Dim. (WxHxD) (mm)	330 x 300 x 370
Oven capacity (L)	37
Hearth (WxHxD) (mm)	357 x 450 x 362
kg	256
Ø (mm)	150 T



NOVA FORNO.16 STEEL

PRESTIGE

Wood-burning stove with oven



Anthracite Black

kW-N	11,8
%	86
% seas	76
m ³	338
kg/h	3,2
Dim. (WxHxD) (mm)	559 x 1496 x 569
Oven Dim. (WxHxD) (mm)	330 x 300 x 370
Oven capacity (L)	37
Hearth (WxHxD) (mm)	357 x 450 x 362
kg	217
Ø (mm)	150 T



Dante.16

LARISSA.16

Evolution
Life

Wood-burning stove with automatic combustion air control



Anthracite Black

kW-N	9,3
%	86
% seas	76
m ³	267
kg/h	2,5
Dim. (WxHxD) (mm)	628 x 1226 x 483
Hearth (WxHxD) (mm)	380 x 410 x 255
kg	202
Ø (mm)	130 B/T
W (max)	2,4



Larissa.16

TERMOROSSELLA PLUS FORNO DSA.16 CERAMICA

Wood-burning thermo stove with oven



Bordeaux



Panna

kW-N	11,1
kW-H ₂ O	8,0
%	86
% seas	76
m ³	318
kg/h	3,1
Dim. (WxHxD) (mm)	559 x 1359 x 533
Oven Dim. (WxHxD) (mm)	330 x 300 x 370
Oven capacity (L)	37
Hearth (WxHxD) (mm)	307 x 347 x 345
kg	218
Ø (mm)	130 T



TERMOROSSELLA PLUS FORNO DSA.16 PETRA

Wood-burning thermo stove with oven



Natural Stone

kW-N	11,1
kW-H ₂ O	8,0
%	86
% seas	76
m ³	318
kg/h	3,1
Dim. (WxHxD) (mm)	559 x 1359 x 533
Oven Dim. (WxHxD) (mm)	330 x 300 x 370
Oven capacity (L)	37
Hearth (WxHxD) (mm)	307 x 347 x 345
kg	242
Ø (mm)	130 T



TERMOROSSELLA PLUS DSA.16 CERAMICA

Wood-burning thermo stove



Bordeaux



Panna

kW-N	11,1
kW-H ₂ O	8,0
%	86
% seas	76
m ³	318
kg/h	3,1
Dim. (WxHxD) (mm)	559 x 915 x 533
Hearth (WxHxD) (mm)	307 x 347 x 345
kg	162
Ø (mm)	130 T



TERMOROSSELLA PLUS DSA.16 PETRA

Wood-burning thermo stove



Natural Stone

kW-N	11,1
kW-H ₂ O	8,0
%	86
% seas	76
m ³	318
kg/h	3,1
Dim. (WxHxD) (mm)	559 x 915 x 533
Hearth (WxHxD) (mm)	307 x 347 x 345
kg	175
Ø (mm)	130 T





SIERRA.16

PRESTIGE

Wood-burning thermo stove with open tank system and closed circuit



Anthracite Black

Product certified according to EN 16510-2-1



kW-N	15,4
kW-H ₂ O	10,2
%	86
% seas	76
m ³	442
kg/h	4,1
Dim. (WxHxD) (mm)	1252 x 858 x 665
Oven Dim. (WxHxD) (mm)	333 x 363 x 430
Oven capacity (L)	51
Hearth (WxHxD) (mm)	297 x 626 x 454
kg	310
Ø (mm)	150 B/T
W (max)	2



Sierra.16



VICENZA.16

Insertion or free-standing wood burning cooker



Anthracite Black



Inox



kW-N	6,0
%	86
% seas	76
m ³	172
kg/h	1,6
Dim. (WxHxD) (mm)	600 x 850 x 600
Oven Dim. (WxHxD) (mm)	350 x 175 x 410
Oven capacity (L)	25
Hearth (WxHxD) (mm)	232 x 230 x 340
kg	137
Ø (mm)	120 T/B/RH side/LH side



VERONA XXL.16 PETRA

Free-standing wood-burning cooker



Natural Stone



kW-N	7,1
%	85
% seas	75
m ³	204
kg/h	2,0
Dim. (WxHxD) (mm)	800 x 910 x 600
Oven Dim. (WxHxD) (mm)	547 x 275 x 450
Oven capacity (L)	68
Hearth (WxHxD) (mm)	568 x 215 x 240
kg	206
Ø (mm)	150 B/T



VERONA XXL.16 MAIOLICA

Free-standing wood-burning cooker



Bordeaux



White Infinity



kW-N	7,1
%	85
% seas	75
m ³	204
kg/h	2,0
Dim. (WxHxD) (mm)	800 x 910 x 600
Oven Dim. (WxHxD) (mm)	547 x 275 x 450
Oven capacity (L)	68
Hearth (WxHxD) (mm)	568 x 215 x 240
kg	200
Ø (mm)	150 B/T



VERONA XXL.16

Insertion or free-standing wood burning cooker



Anthracite Black



Inox



kW-N	7,1
%	85
% seas	75
m ³	204
kg/h	2,0
Dim. (WxHxD) (mm)	800 x 850 x 600
Oven Dim. (WxHxD) (mm)	547 x 275 x 450
Oven capacity (L)	68
Hearth (WxHxD) (mm)	568 x 215 x 240
kg	175
Ø (mm)	150 T/B/RH side/LH side





FAMILY .16 4,5

Wood-burning cooker



Anthracite Black White Caramello

kW-N	7,5
%	81
% seas	71
m ³	215
kg/h	2,2
Dim. (WxHxD) (mm)	964 x 895 x 642
Oven Dim. (WxHxD) (mm)	330 x 300 x 410
Oven capacity (L)	41
Hearth (WxHxD) (mm)	220 x 220 x 400
kg	125
Ø (mm)	130 T



ROSETTA .16 MAIOLICA

Wood-burning cooker



Bordeaux Taupe

kW-N	7,9
%	86
% seas	76
m ³	227
kg/h	2,1
Dim. (WxHxD) (mm)	885 x 843 x 572
Oven Dim. (WxHxD) (mm)	245 x 300 x 384
Oven capacity (L)	28
Hearth (WxHxD) (mm)	230 x 270 x 382
kg	169
Ø (mm)	130 B/T



SOVRANA EASY .16

Wood-burning cooker



Anthracite Black White Caramello

kW-N	7,5
%	81
% seas	71
m ³	215
kg/h	2,2
Dim. (WxHxD) (mm)	964 x 860 x 641
Oven Dim. (WxHxD) (mm)	330 x 300 x 410
Oven capacity (L)	41
Hearth (WxHxD) (mm)	220 x 220 x 400
kg	140
Ø (mm)	130 B/T



ROSETTA SX .16 CERAMICA

Wood-burning cooker



Liberty Bordeaux Liberty Panna

kW-N	7,9
%	86
% seas	76
m ³	227
kg/h	2,1
Dim. (WxHxD) (mm)	885 x 843 x 572
Oven Dim. (WxHxD) (mm)	245 x 300 x 384
Oven capacity (L)	28
Hearth (WxHxD) (mm)	230 x 270 x 382
kg	153
Ø (mm)	130 B/T



ROSETTA .16 CERAMICA

Wood-burning cooker



Liberty Bordeaux Liberty Panna

kW-N	7,9
%	86
% seas	76
m ³	227
kg/h	2,1
Dim. (WxHxD) (mm)	885 x 843 x 572
Oven Dim. (WxHxD) (mm)	245 x 300 x 384
Oven capacity (L)	28
Hearth (WxHxD) (mm)	230 x 270 x 382
kg	153
Ø (mm)	130 B/T



ROSETTA SX .16 PETRA

Wood-burning cooker



Natural Stone

kW-N	7,9
%	86
% seas	76
m ³	227
kg/h	2,1
Dim. (WxHxD) (mm)	885 x 843 x 572
Oven Dim. (WxHxD) (mm)	245 x 300 x 384
Oven capacity (L)	28
Hearth (WxHxD) (mm)	230 x 270 x 382
kg	167
Ø (mm)	130 B/T



ROSETTA .16 PETRA

Wood-burning cooker



Natural Stone

kW-N	7,9
%	86
% seas	76
m ³	227
kg/h	2,1
Dim. (WxHxD) (mm)	885 x 843 x 572
Oven Dim. (WxHxD) (mm)	245 x 300 x 384
Oven capacity (L)	28
Hearth (WxHxD) (mm)	230 x 270 x 382
kg	167
Ø (mm)	130 B/T



ROSETTA SX .16 STEEL

Wood-burning cooker



Anthracite Black Dotted White

kW-N	7,9
%	86
% seas	76
m ³	227
kg/h	2,1
Dim. (WxHxD) (mm)	885 x 843 x 572
Oven Dim. (WxHxD) (mm)	245 x 300 x 384
Oven capacity (L)	28
Hearth (WxHxD) (mm)	230 x 270 x 382
kg	139
Ø (mm)	130 B/T





ROSA SX REVERSE .16 CERAMICA

Wood-burning cooker



Bordeaux

Panna



kW-N	8,2
%	86
% seas	76
m ³	235
kg/h	2,3
Dim. (WxHxD) (mm)	1030 x 851 x 650
Oven Dim. (WxHxD) (mm)	245 x 300 x 384
Oven capacity (L)	28
Hearth (WxHxD) (mm)	374 x 290 x 320
kg	183
Ø (mm)	150 B/T



ROSA .16 CERAMICA

Wood-burning cooker



Liberty Bordeaux

Liberty Panna



kW-N	8,8
%	86
% seas	76
m ³	252
kg/h	2,3
Dim. (WxHxD) (mm)	1030 x 851 x 650
Oven Dim. (WxHxD) (mm)	330 x 300 x 410
Oven capacity (L)	41
Hearth (WxHxD) (mm)	270 x 302 x 370
kg	183
Ø (mm)	150 B/T



ROSA SX REVERSE .16 PETRA

Wood-burning cooker



Natural Stone



kW-N	8,2
%	86
% seas	76
m ³	235
kg/h	2,3
Dim. (WxHxD) (mm)	1030 x 851 x 650
Oven Dim. (WxHxD) (mm)	245 x 300 x 384
Oven capacity (L)	28
Hearth (WxHxD) (mm)	374 x 290 x 320
kg	200
Ø (mm)	150 B/T



ROSA .16 PETRA

Wood-burning cooker



Natural Stone



kW-N	8,8
%	86
% seas	76
m ³	252
kg/h	2,3
Dim. (WxHxD) (mm)	1030 x 851 x 650
Oven Dim. (WxHxD) (mm)	330 x 300 x 410
Oven capacity (L)	41
Hearth (WxHxD) (mm)	270 x 302 x 370
kg	200
Ø (mm)	150 B/T



VENEZIA .16 *

Insertion or free-standing wood burning cooker



Anthracite Black*

White*

Inox*



*White stocks last

kW-N	8,3
%	86
% seas	76
m ³	238
kg/h	2,2
Dim. (WxHxD) (mm)	900 x 850 x 600
Oven Dim. (WxHxD) (mm)	333 x 313 x 428
Oven capacity (L)	45
Hearth (WxHxD) (mm)	298 x 320 x 425
kg	175
Ø (mm)	130 B/T/RH Side



ROSA .16 MAIOLICA

Wood-burning cooker



Bordeaux

White Infinity

Taupe



kW-N	8,8
%	86
% seas	76
m ³	252
kg/h	2,3
Dim. (WxHxD) (mm)	1030 x 851 x 650
Oven Dim. (WxHxD) (mm)	330 x 300 x 410
Oven capacity (L)	41
Hearth (WxHxD) (mm)	270 x 302 x 370
kg	204
Ø (mm)	150 B/T



MILLY .16

PRESTIGE

Wood-burning cooker



Bordeaux

White Infinity



kW-N	8,7
%	86
% seas	76
m ³	250
kg/h	2,4
Dim. (WxHxD) (mm)	1050 x 865 x 670
Oven Dim. (WxHxD) (mm)	436 x 418 x 430
Oven capacity (L)	78
Hearth (WxHxD) (mm)	270 x 287 x 455
kg	217
Ø (mm)	150 B/T



ROSA .16 STEEL

Wood-burning cooker



Anthracite Black

Dotted White



kW-N	8,8
%	86
% seas	76
m ³	252
kg/h	2,3
Dim. (WxHxD) (mm)	1030 x 851 x 650
Oven Dim. (WxHxD) (mm)	330 x 300 x 410
Oven capacity (L)	41
Hearth (WxHxD) (mm)	270 x 302 x 370
kg	170
Ø (mm)	150 B/T



Foodwarmer (optional)



SUPREMA.16

Wood-burning cooker



Black



kW-N	9,0
%	86
% seas	76
m ³	258
kg/h	2,4
Dim. (WxHxD) (mm)	974 x 860 x 660
Oven Dim. (WxHxD) (mm)	436 x 418 x 430
Oven capacity (L)	78
Hearth (WxHxD) (mm)	277 x 304 x 460
kg	220
Ø (mm)	150 B/T



ROSA XXL.16 PETRA

Wood-burning cooker



Natural Stone



kW-N	10,5
%	86
% seas	76
m ³	301
kg/h	2,8
Dim. (WxHxD) (mm)	1074 x 861 x 669
Oven Dim. (WxHxD) (mm)	436 x 418 x 430
Oven capacity (L)	78
Hearth (WxHxD) (mm)	296 x 306 x 460
kg	275
Ø (mm)	150 B/T



GARDENIA.16 PETRA

Wood-burning cooker



Natural Stone



kW-N	9,5
%	86
% seas	76
m ³	272
kg/h	2,5
Dim. (WxHxD) (mm)	950 x 864 x 704
Oven Dim. (WxHxD) (mm)	307 x 418 x 430
Oven capacity (L)	55
Hearth (WxHxD) (mm)	296 x 306 x 460
kg	212
Ø (mm)	150 B/T



ROSA XXL.16 MAIOLICA

Wood-burning cooker




Bordeaux

White Infinity



kW-N	10,5
%	86
% seas	76
m ³	301
kg/h	2,8
Dim. (WxHxD) (mm)	1074 x 861 x 669
Oven Dim. (WxHxD) (mm)	436 x 418 x 430
Oven capacity (L)	78
Hearth (WxHxD) (mm)	296 x 306 x 460
kg	235
Ø (mm)	150 B/T



GARDENIA.16 STEEL

Wood-burning cooker



Anthracite Black



kW-N	9,5
%	86
% seas	76
m ³	272
kg/h	2,5
Dim. (WxHxD) (mm)	950 x 864 x 704
Oven Dim. (WxHxD) (mm)	307 x 418 x 430
Oven capacity (L)	55
Hearth (WxHxD) (mm)	296 x 306 x 460
kg	197
Ø (mm)	150 B/T



ROSA XXL.16 STEEL

Wood-burning cooker



Anthracite Black



kW-N	10,5
%	86
% seas	76
m ³	301
kg/h	2,8
Dim. (WxHxD) (mm)	1074 x 861 x 669
Oven Dim. (WxHxD) (mm)	436 x 418 x 430
Oven capacity (L)	78
Hearth (WxHxD) (mm)	296 x 306 x 460
kg	202
Ø (mm)	150 B/T



ROSA L.16 STEEL

Wood-burning cooker



Anthracite Black



kW-N	9,5
%	86
% seas	76
m ³	272
kg/h	2,5
Dim. (WxHxD) (mm)	975 x 861 x 670
Oven Dim. (WxHxD) (mm)	307 x 418 x 430
Oven capacity (L)	55
Hearth (WxHxD) (mm)	296 x 306 x 460
kg	192
Ø (mm)	150 B/T



GARDENIA XXL PETRA

Wood-burning stove with cast iron oven



Natural Stone



kW-N	10,5
%	86
% seas	76
m ³	301
kg/h	2,8
Dim. (WxHxD) (mm)	950 x 864 x 704
Oven Dim. (WxHxD) (mm)	438 x 408 x 436
Oven capacity (L)	78
Hearth (WxHxD) (mm)	296 x 306 x 460
kg	272
Ø (mm)	150 B/T



GARDENIA XXL STEEL

PRESTIGE

Wood-burning stove with cast iron oven



Anthracite Black

Provisional data in phase of homologation



kW-N	10,5
%	86
% seas	76
m ³	301
kg/h	2,8
Dim. (WxHxD) (mm)	950 x 864 x 704
Oven Dim. (WxHxD) (mm)	438 x 408 x 436
Oven capacity (L)	78
Hearth (WxHxD) (mm)	296 x 306 x 460
kg	247
Ø (mm)	150 B/T



GARDENIA XXL CERAMICA

PRESTIGE

Wood-burning stove with cast iron oven



Bordeaux

White Infinity

Foodwarmer (optional)



kW-N	10,5
%	86
% seas	76
m ³	301
kg/h	2,8
Dim. (WxHxD) (mm)	950 x 864 x 704
Oven Dim. (WxHxD) (mm)	438 x 408 x 436
Oven capacity (L)	78
Hearth (WxHxD) (mm)	296 x 306 x 460
kg	257
Ø (mm)	150 B/T



ALASKA.16

PRESTIGE

Wood-burning cooker



Glazed Black



kW-N	12,0
%	86
% seas	76
m ³	344
kg/h	3,3
Dim. (WxHxD) (mm)	1307 x 860 x 705
Oven Dim. (WxHxD) (mm)	434 x 418 x 430
Oven capacity (L)	78
Hearth (WxHxD) (mm)	400 x 340 x 460
kg	350
Ø (mm)	150 B/T



TERMOROSA DSA LEAN LIBERTY

Wood-burning thermo-cooker



Bordeaux



kW-N	12,4
kW-H ₂ O	6,9
%	80
% seas	70
m ³	356
kg/h	3,5
Dim. (WxHxD) (mm)	1030 x 855 x 664
Oven Dim. (WxHxD) (mm)	330 x 300 x 410
Oven capacity (L)	41
Hearth (WxHxD) (mm)	256 x 270 x 400
kg	217
Ø (mm)	150 B/T



TERMOROSA DSA LEAN PETRA

Wood-burning thermo-cooker



Natural Stone



kW-N	12,4
kW-H ₂ O	6,9
%	80
% seas	70
m ³	356
kg/h	3,5
Dim. (WxHxD) (mm)	1030 x 855 x 664
Oven Dim. (WxHxD) (mm)	330 x 300 x 410
Oven capacity (L)	41
Hearth (WxHxD) (mm)	256 x 270 x 400
kg	231
Ø (mm)	150 B/T



TERMOROSA XXL DSA LEAN

Wood-burning thermo-cooker



Anthracite Black



kW-N	16,8
kW-H ₂ O	10,3
%	86
% seas	76
m ³	482
kg/h	4,6
Dim. (WxHxD) (mm)	1075 x 861 x 696
Oven Dim. (WxHxD) (mm)	307 x 418 x 430
Oven capacity (L)	55
Hearth (WxHxD) (mm)	250 x 419 x 400
kg	286
Ø (mm)	160 B/T





INSERTO 60.16

Wood-burning ventilated insert



kW-N	6,5
%	80
% seas	70
m ³	186
kg/h	1,9
Dim. (WxHxD) (mm)	595 x 500 x 440
Hearth (WxHxD) (mm)	370 x 260 x 300
kg	124
Ø (mm)	160 T
W (max)	23



INSERTO 70 LEAN.165

Wood-burning ventilated insert



kW-N	8,0
%	80
% seas	70
m ³	229
kg/h	2,3
Dim. (WxHxD) (mm)	704 x 559 x 530
Hearth (WxHxD) (mm)	546 x 304 x 278
kg	121
Ø (mm)	150 T
W (max)	25



INSERTO 70 H49.16

Wood-burning ventilated insert



kW-N	6,7
%	82
% seas	72
m ³	192
kg/h	1,9
Dim. (WxHxD) (mm)	695 x 495 x 450
Hearth (WxHxD) (mm)	440 x 270 x 285
kg	149
Ø (mm)	160 T
W (max)	34



NEW 2026 INSERTO 80 LEAN

Wood-burning ventilated insert



kW-N	9,5
%	80
% seas	70
m ³	272
kg/h	2,7
Dim. (WxHxD) (mm)	794 x 559 x 505
Hearth (WxHxD) (mm)	629 x 298 x 257
kg	131
Ø (mm)	150 T
W (max)	25



INSERTO 80 CRYSTAL EVO.16 *

Wood-burning ventilated insert



kW-N	7,4
%	80
% seas	70
m ³	212
kg/h	2,2
Dim. (WxHxD) (mm)	800 x 555 x 500
Hearth (WxHxD) (mm)	600 x 310 x 360
kg	130
Ø (mm)	160 T
W (max)	40

*While stocks last



NEW 2026 INSERTO 80 H49 LEAN

Wood-burning ventilated insert



kW-N	9,5
%	80
% seas	70
m ³	272
kg/h	2,7
Dim. (WxHxD) (mm)	794 x 495 x 490
Hearth (WxHxD) (mm)	629 x 257 x 244
kg	125
Ø (mm)	150 T
W (max)	25



INSERTO 70.165

Wood-burning ventilated insert



kW-N	7,8
%	77
% seas	67
m ³	224
kg/h	2,4
Dim. (WxHxD) (mm)	695 x 550 x 450
Hearth (WxHxD) (mm)	415 x 310 x 300
kg	142
Ø (mm)	160 T
W (max)	34



NEW 2026 INSERTO 100 LEAN

Wood-burning ventilated insert



kW-N	10,5
%	80
% seas	70
m ³	301
kg/h	3,0
Dim. (WxHxD) (mm)	994 x 559 x 505
Hearth (WxHxD) (mm)	810 x 273 x 249
kg	162
Ø (mm)	180 T
W (max)	25



INSERTO 80 WIDE₁₆ *

Wood insert with panoramic view of the fire



kW-N	12,4
%	86
% seas	76
m ³	356
kg/h	3,3
Dim. (WxHxD) (mm)	800 x 1478 x 509
Hearth (WxHxD) (mm)	615 x 268 x 358
kg	160
Ø (mm)	160 T

*While stocks last

The height figure includes the tube, see data sheet.



Inserto 80 H49

MONOBLOCCO 3LC.165

PRESTIGE

Wood-burning monoblock



kW-N	12,0
%	80
% seas	70
m ³	344
kg/h	3,5
Dim. (WxHxD) (mm)	1034 x 1678 x 655
Hearth (WxHxD) (mm)	690 x 480 x 320
kg	320
Ø (mm)	200 T



MONOBLOCCO 90PA₁₆₅

PRESTIGE

Wood-burning monoblock



kW-N	13,2
%	86
% seas	76
m ³	379
kg/h	3,6
Dim. (WxHxD) (mm)	1105 x 1590 x 650
Hearth (WxHxD) (mm)	815 x 480 x 325
kg	320
Ø (mm)	180 T



Monoblocco 3LC.165

TERMOCAMINO WF PLUS.16

Wood-burning thermo fireplaces



kW-N	20,5
kW-H ₂ O	11,3
%	86
% seas	76
m ³	588
kg/h	5,4
Dim. (WxHxD) (mm)	866 x 1585 x 667
Hearth (WxHxD) (mm)	590 x 365 x 400
kg	334
Ø (mm)	200 T



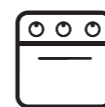
Inserto 100

Le Cucinotte



PERFECT COOKING EVERYWHERE

Designed to adapt to any hob - including induction - and ideal for every cooking method, Cucinotte ensure even and controlled cooking at any temperature. Functional yet elegant: their refined design also makes them perfect as serving dishes to keep food warm or cold during serving, offering maximum versatility in any situation.



Oven



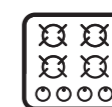
Grill



Electric hob



Ceramic hob



Gas hob



Induction hob



Radiant hob



Round
Ø 24 / 4 L



Round
Ø 28 / 6 L



Oval
Ø 29 / 4 L



Oval
Ø 33 / 6 L

Pellet

EXTRAFLAME
Pellet products

Wood pellet is today one of the most efficient and sustainable heating solutions on the market. Extraflame, a recognised leader in this sector, has developed over time a product range that represents the best of Italian technology: refined design, intelligent combustion management and maximum ease of use.

From stoves to thermo-products, each appliance is engineered to meet different needs with the same commitment to build quality and energy efficiency. Ecological, cost-effective heating, entirely made in Italy.





MARGARET GRES

Evolution
Life

Airtight hybrid pellet/wood-burning stove



Gres Corten Gres Ostuni

	Pellet mode Wood mode
kW-N (min-max)	3,0 - 10,0 6,0 - 10,1
% (min-max)	82 - 90 88 - 89
% seas	80
m ³	287
kg/h (min-max)	0,8 - 2,3 1,6 - 2,6
Dim. (WxHxD)	890 x 1157 x 532
kg	270
Ø (mm)	120 P/S
W (min-max)	21 - 62 24 - 36
kg/L	30 / 49



LUISELLA 5.0

Ventilated pellet stove, slim



Bordeaux Grigio Grafite Black

kW-N (min-max)	2,5 - 5,1
% (min-max)	92 - 92
% seas	81
m ³	146
kg/h (min-max)	0,5 - 1,1
Dim. (WxHxD)	572 x 892 x 307
kg	64
Ø (mm)	80 B/T
W (min-max)	28 - 48
kg/L	10 / 16



MARGARET PETRA

Evolution
Life

Airtight hybrid pellet/wood-burning stove



Natural Stone

	Pellet mode Wood mode
kW-N (min-max)	3,0 - 10,0 6,0 - 10,1
% (min-max)	82 - 90 88 - 89
% seas	80
m ³	287
kg/h (min-max)	0,8 - 2,3 1,6 - 2,6
Dim. (WxHxD)	890 x 1157 x 532
kg	280
Ø (mm)	120 P/S
W (min-max)	21 - 62 24 - 36
kg/L	30 / 49



LUISELLA 5.0 MAXI

Airtight, ventilated, slim pellet stove



Grigio Grafite Black

kW-N (min-max)	2,5 - 7,0
% (min-max)	94 - 92
% seas	81
m ³	201
kg/h (min-max)	0,6 - 1,6
Dim. (WxHxD)	639 x 892 x 290
kg	99
Ø (mm)	80 B/T/RH Side
W (min-max)	38 - 66
kg/L	10 / 16



ONE SIX THREE
FOUR FIVETWO
EIGHTELEVEN
SEVENTWELVE
TENSE O'CLOCK

Margaret



PEGGY

PRESTIGE

Airtight, ventilated pellet stove



Anthracite Black Pedestal "CLASSIC" 574x720x570 mm (optional) Pedestal "STYLE" 514x720x570 mm (optional)

kW-N (min-max)	2,5 - 5,1
% (min-max)	93 - 91
% seas	80
m ³	146
kg/h (min-max)	0,5 - 1,2
Dim. (WxHxD)	500 x 620 x 570
kg	91
Ø (mm)	80 B
W (min-max)	21 - 49
kg/L	10 / 16



KETTY 5.0

Ventilated pellet stove



White Bordeaux Black Ivory

kW-N (min-max)	2,5 - 6,5
% (min-max)	91 - 92
% seas	80
m ³	186
kg/h (min-max)	0,6 - 1,4
Dim. (WxHxD)	456 x 884 x 479
kg	77
Ø (mm)	80 B
W (min-max)	35 - 75
kg/L	15 / 24





NEW 2026 **ANGELICA JUNIOR**

PRESTIGE

Airtight, ventilated pellet stove



Black Ivory Matt Taupe

kW-N (min-max)	3,0 - 7,0
% (min-max)	94 - 92
% seas	81
m ³	201
kg/h (min-max)	0,7 - 1,6
Dim. (WxHxD)	495 x 926 x 555
kg	94
Ø (mm)	80 B/T
W (min-max)	31 - 55
kg/L	10 / 16



LINA TOP *

PRESTIGE

Airtight ventilated pellet stove



Black *

kW-N (min-max)	2,5 - 7,0
% (min-max)	94 - 91
% seas	80
m ³	201
kg/h (min-max)	0,6 - 1,5
Dim. (WxHxD)	478 x 914 x 522
kg	90
Ø (mm)	80 T
W (min-max)	26 - 62
kg/L	11 / 18



ANGELICA EVO

PRESTIGE

Airtight ventilated pellet stove



Ivory Bordeaux Black

kW-N (min-max)	3,0 - 8,0
% (min-max)	94 - 91
% seas	80
m ³	229
kg/h (min-max)	0,7 - 1,8
Dim. (WxHxD)	495 x 1016 x 555
kg	99
Ø (mm)	80 B/T
W (min-max)	31 - 64
kg/L	15 / 24



MARIELLA AD

Ventilated pellet stove



Ivory Bordeaux Black

kW-N (min-max)	3,0 - 7,0
% (min-max)	90 - 92
% seas	81
m ³	201
kg/h (min-max)	0,7 - 1,6
Dim. (WxHxD)	495 x 1019 x 508
kg	98
Ø (mm)	80 B/T
W (min-max)	34 - 67
kg/L	15 / 24



ANGELICA PLUS EVO

PRESTIGE

Airtight ducted pellet stove



Ivory Bordeaux Black

kW-N (min-max)	3,0 - 8,0
% (min-max)	94 - 91
% seas	80
m ³	229
kg/h (min-max)	0,7 - 1,8
Dim. (WxHxD)	495 x 1016 x 555
kg	103
Ø (mm)	80 B/T
W (min-max)	31 - 64
kg/L	15 / 24



MARIELLA PLUS AD

Ducted pellet stove



Ivory Bordeaux Black

kW-N (min-max)	3,0 - 7,5
% (min-max)	90 - 92
% seas	80
m ³	215
kg/h (min-max)	0,7 - 1,7
Dim. (WxHxD)	495 x 1019 x 508
kg	102
Ø (mm)	80 B/T
W (min-max)	50 - 95
kg/L	15 / 24



ANGY TOP

PRESTIGE

Airtight, ventilated pellet stove



White Bronze Black

kW-N (min-max)	2,5 - 7,0
% (min-max)	94 - 91
% seas	80
m ³	201
kg/h (min-max)	0,6 - 1,5
Dim. (WxHxD)	506 x 897 x 525
kg	91
Ø (mm)	80 T
W (min-max)	26 - 62
kg/L	11 / 18



MOIRA EVO *

PRESTIGE

Airtight, ventilated pellet stove



White * Black *

kW-N (min-max)	2,5 - 7,0
% (min-max)	94 - 91
% seas	80
m ³	201
kg/h (min-max)	0,6 - 1,5
Dim. (WxHxD)	463 x 893 x 528
kg	84
Ø (mm)	80 B
W (min-max)	26 - 62
kg/L	11 / 18





SABRY AD

PRESTIGE

Ventilated pellet stove



kW-N (min-max)	2,8 - 7,0
% (min-max)	94 - 91
% seas	81
m ³	201
kg/h (min-max)	0,6 - 1,5
Dim. (WxHxD)	456 x 924 x 555
kg	87
Ø (mm)	80 B
W (min-max)	19 - 42
kg/L	15 / 24



NEW 2026 DANIELA PLUS

PRESTIGE

Airtight pellet stove with ducting system



kW-N (min-max)	3,0 - 8,0
% (min-max)	94 - 91
% seas	80
m ³	229
kg/h (min-max)	0,7 - 1,8
Dim. (WxHxD)	500 x 1006 x 592
kg	114
Ø (mm)	80 B/T
W (min-max)	31 - 64
kg/L	14 / 22



AMIKA AD

Airtight ventilated pellet stove



kW-N (min-max)	3,0 - 8,0
% (min-max)	93 - 92
% seas	81
m ³	229
kg/h (min-max)	0,7 - 1,8
Dim. (WxHxD)	460 x 1200 x 465
kg	114
Ø (mm)	80 B
W (min-max)	38 - 73
kg/L	15 / 24



GABRIELLA PLUS *

PRESTIGE

Airtight, slim, pellet stove with ducting system



kW-N (min-max)	3,5 - 8,0
% (min-max)	94 - 94
% seas	82
m ³	229
kg/h (min-max)	0,8 - 1,8
Dim. (WxHxD)	750 x 1078 x 352
kg	132
Ø (mm)	80 B/T
W (min-max)	52 - 90
kg/L	15 / 24



AMIKA PETRA AD

Airtight ventilated pellet stove



kW-N (min-max)	3,0 - 8,0
% (min-max)	93 - 92
% seas	81
m ³	229
kg/h (min-max)	0,7 - 1,8
Dim. (WxHxD)	460 x 1200 x 465
kg	117
Ø (mm)	80 B
W (min-max)	38 - 73
kg/L	15 / 24



KLAUDIA 5.0 EVO

Ventilated pellet stove



kW-N (min-max)	3,0 - 8,0
% (min-max)	92 - 92
% seas	81
m ³	229
kg/h (min-max)	0,5 - 1,8
Dim. (WxHxD)	498 x 1017 x 575
kg	101
Ø (mm)	80 B/T
W (min-max)	28 - 57
kg/L	15 / 24



NEW 2026 DANIELA

PRESTIGE

Airtight, ventilated pellet stove



kW-N (min-max)	3,0 - 8,0
% (min-max)	94 - 91
% seas	80
m ³	229
kg/h (min-max)	0,7 - 1,8
Dim. (WxHxD)	500 x 1006 x 592
kg	110
Ø (mm)	80 B/T
W (min-max)	31 - 64
kg/L	14 / 22



KLAUDIA PLUS 5.0 EVO

Ducted pellet stove



kW-N (min-max)	3,0 - 8,0
% (min-max)	93 - 92
% seas	80
m ³	229
kg/h (min-max)	0,7 - 1,8
Dim. (WxHxD)	498 x 1017 x 575
kg	105
Ø (mm)	80 B/T
W (min-max)	37 - 83
kg/L	15 / 24





MARILENA PLUS 5.0.16

Ducted pellet stove, slim



White Black

kW-N (min-max)	3,2 - 8,0
% (min-max)	93 - 91
% seas	80
m ³	229
kg/h (min-max)	0,7 - 1,8
Dim. (WxHxD)	750 x 1077 x 347
kg	118
Ø (mm)	80 B/T/LH side
W (min-max)	45 - 90
kg/L	15 / 23



PAMELA CRYSTAL *

Airtight, ventilated pellet stove



Crystal Blsc *

kW-N (min-max)	2,5 - 8,0
% (min-max)	93 - 91
% seas	80
m ³	229
kg/h (min-max)	0,6 - 1,8
Dim. (WxHxD)	470 x 1197 x 470
kg	140
Ø (mm)	80 B
W (min-max)	28 - 67
kg/L	15 / 24

While stocks last



MARILENA PLUS PETRA 5.0.16

Ducted pellet stove, slim



Natural Stone

kW-N (min-max)	3,2 - 8,0
% (min-max)	93 - 91
% seas	80
m ³	229
kg/h (min-max)	0,7 - 1,8
Dim. (WxHxD)	750 x 1077 x 347
kg	154
Ø (mm)	80 B/T/LH side
W (min-max)	45 - 90
kg/L	15 / 23



TEODORA EVO

Ventilated pellet stove



Black

kW-N (min-max)	2,5 - 8,0
% (min-max)	94 - 91
% seas	79
m ³	229
kg/h (min-max)	0,6 - 1,8
Dim. (WxHxD)	610 x 739 x 632
kg	139
Ø (mm)	80 B
W (min-max)	35 - 70
kg/L	14 / 22



MARILENA PLUS CRYSTAL 5.0.16

Ducted pellet stove, slim



White Fume'

kW-N (min-max)	3,2 - 8,0
% (min-max)	93 - 91
% seas	80
m ³	229
kg/h (min-max)	0,7 - 1,8
Dim. (WxHxD)	750 x 1077 x 347
kg	135
Ø (mm)	80 B/T/LH side
W (min-max)	45 - 90
kg/L	15 / 23



ANNABELLA AD EVO

Ducted pellet stove, slim



White Black Matt Taupe

kW-N (min-max)	3,4 - 9,0
% (min-max)	94 - 92
% seas	81
m ³	258
kg/h (min-max)	0,8 - 2,0
Dim. (WxHxD)	703 x 1078 x 343
kg	132
Ø (mm)	80 B/T/RH Side
W (min-max)	35 - 55
kg/L	14 / 22



PAMELA STEEL *

Airtight, ventilated pellet stove



Bronze* White*

kW-N (min-max)	2,5 - 8,0
% (min-max)	93 - 91
% seas	80
m ³	229
kg/h (min-max)	0,6 - 1,8
Dim. (WxHxD)	470 x 1197 x 470
kg	130
Ø (mm)	80 B
W (min-max)	28 - 67
kg/L	15 / 24

While stocks last



DEBBY EVO

Airtight, ventilated pellet stove



White Black

kW-N (min-max)	3,0 - 9,0
% (min-max)	94 - 93
% seas	82
m ³	258
kg/h (min-max)	0,7 - 2,0
Dim. (WxHxD)	550 x 1199 x 573
kg	134
Ø (mm)	80 B/T
W (min-max)	35 - 70
kg/L	18 / 28



PRESTIGE



DEBBY PETRA EVO

PRESTIGE

Airtight ventilated pellet stove



Natural Stone

kW-N (min-max)	3,0 - 9,0
% (min-max)	94 - 93
% seas	82
m ³	258
kg/h (min-max)	0,7 - 2,0
Dim. (WxHxD)	550 x 1199 x 573
kg	160
Ø (mm)	80 B/T
W (min-max)	35 - 70
kg/L	18 / 28



MIETTA EVO *

Evolution life

Airtight, ventilated pellet stove



Bordeaux*



White*

kW-N (min-max)	3,4 - 9,0
% (min-max)	93,9 - 93,1
% seas	82
m ³	258
kg/h (min-max)	0,8 - 2,0
Dim. (WxHxD)	496 x 1073 x 579
kg	157
Ø (mm)	80 B
W (min-max)	26 - 43
kg/L	20 / 32

While stocks last



DEBBY PLUS PETRA EVO *

PRESTIGE

Airtight pellet stove with ducting system



Natural Stone*

kW-N (min-max)	3,0 - 9,0
% (min-max)	94 - 93
% seas	82
m ³	258
kg/h (min-max)	0,7 - 2,0
Dim. (WxHxD)	550 x 1199 x 573
kg	163
Ø (mm)	80 B/T
W (min-max)	45 - 92
kg/L	18 / 28

While stocks last



DAHIANA AD

Ventilated pellet stove



Bordeaux



Ivory



Black



Bronze

kW-N (min-max)	3,5 - 10,0
% (min-max)	92 - 92
% seas	81
m ³	287
kg/h (min-max)	0,8 - 2,3
Dim. (WxHxD)	525 x 1080 x 602
kg	153
Ø (mm)	80 B
W (min-max)	38 - 90
kg/L	27 / 42



KATIA 9 5.0 EVO

Evolution life

Airtight, ventilated pellet stove



White



Bronze



Matt Taupe

kW-N (min-max)	3,6 - 9,0
% (min-max)	95 - 92
% seas	81
m ³	258
kg/h (min-max)	0,8 - 2,0
Dim. (WxHxD)	515 x 1082 x 572
kg	160
Ø (mm)	80 B
W (min-max)	18 - 36
kg/L	20 / 32



DAHIANA PLUS AD

Ducted pellet stove



Bordeaux



Ivory



Black



Bronze

kW-N (min-max)	3,6 - 10,0
% (min-max)	92 - 93
% seas	81
m ³	287
kg/h (min-max)	0,8 - 2,2
Dim. (WxHxD)	525 x 1080 x 602
kg	158
Ø (mm)	80 B
W (min-max)	55 - 123
kg/L	27 / 42



KATIA 11

Evolution life

Airtight, ventilated pellet stove



White



Bronze



Matt Taupe

kW-N (min-max)	3,4 - 11,0
% (min-max)	94 - 91
% seas	81
m ³	315
kg/h (min-max)	0,8 - 2,5
Dim. (WxHxD)	515 x 1082 x 572
kg	155
Ø (mm)	80 B
W (min-max)	26 - 45
kg/L	20 / 32



SHARON PLUS PETRA

PRESTIGE

Airtight, slim, pellet stove with ducting system



Natural Stone

kW-N (min-max)	3,5 - 10,0
% (min-max)	92 - 91
% seas	80
m ³	287
kg/h (min-max)	0,8 - 2,3
Dim. (WxHxD)	900 x 1150 x 290
kg	167
Ø (mm)	80 B/T
W (min-max)	30 - 50
kg/L	21 / 33



SHARON PLUS CRYSTAL

PRESTIGE

Airtight, slim, pellet stove with ducting system



Crystal

kW-N (min-max)	3,5 - 10,0
% (min-max)	92 - 91
% seas	80
m ³	287
kg/h (min-max)	0,8 - 2,3
Dim. (WxHxD)	900 x 1150 x 290
kg	155
Ø (mm)	80 B/T
W (min-max)	30 - 50
kg/L	21 / 33



SHARON PLUS STEEL

PRESTIGE

Airtight, slim, pellet stove with ducting system



Black

kW-N (min-max)	3,5 - 10,0
% (min-max)	92 - 91
% seas	80
m ³	287
kg/h (min-max)	0,8 - 2,3
Dim. (WxHxD)	900 x 1150 x 295
kg	155
Ø (mm)	80 B/T
W (min-max)	30 - 50
kg/L	21 / 33



SOUVENIR PLUS STEEL 5.0

Ducted pellet stove, slim



White

Bordeaux

Black

kW-N (min-max)	3,3 - 10,0
% (min-max)	94 - 93
% seas	81
m ³	287
kg/h (min-max)	0,7 - 2,2
Dim. (WxHxD)	821 x 1122 x 343
kg	141
Ø (mm)	80 B/T/RH Side
W (min-max)	37 - 65
kg/L	19 / 30



TEOREMA

Ventilated pellet stove



Bordeaux

Ivory

Black

kW-N (min-max)	3,0 - 10,0
% (min-max)	90 - 91
% seas	80
m ³	287
kg/h (min-max)	0,7 - 2,3
Dim. (WxHxD)	525 x 1080 x 652
kg	165
Ø (mm)	80 B/T
W (min-max)	20 - 105
kg/L	30 / 48



SOUVENIR PLUS LUX 5.0

Ducted pellet stove, slim



White

Taupe

kW-N (min-max)	3,3 - 10,0
% (min-max)	94 - 93
% seas	81
m ³	287
kg/h (min-max)	0,7 - 2,2
Dim. (WxHxD)	822 x 1162 x 343
kg	149
Ø (mm)	80 B/T/RH Side
W (min-max)	37 - 65
kg/L	19 / 30



TEOREMA PLUS AD

Ducted pellet stove



Bordeaux

Ivory

Black

kW-N (min-max)	3,8 - 12,0
% (min-max)	94 - 93
% seas	81
m ³	344
kg/h (min-max)	0,9 - 2,7
Dim. (WxHxD)	525 x 1080 x 652
kg	172
Ø (mm)	80 B/T
W (min-max)	65 - 158
kg/L	27 / 42



SOUVENIR PLUS PETRA 5.0

Ducted pellet stove, slim



Natural Stone

kW-N (min-max)	3,3 - 10,0
% (min-max)	94 - 93
% seas	81
m ³	287
kg/h (min-max)	0,7 - 2,2
Dim. (WxHxD)	821 x 1124 x 343
kg	156
Ø (mm)	80 B/T/RH Side
W (min-max)	37 - 65
kg/L	19 / 30



SINFONY *

Evolution

Airtight, ventilated pellet stove



White *

Bright Taupe *

kW-N (min-max)	3,4 - 11,0
% (min-max)	93,9 - 91,4
% seas	81
m ³	316
kg/h (min-max)	0,8 - 2,5
Dim. (WxHxD)	480 x 1139 x 560
kg	173
Ø (mm)	80 B
W (min-max)	26 - 45
kg/L	22 / 35

While stocks last





ANNALISA PLUS CRYSTAL EVO



Airtight, double ducted pellet stove



Black

kW-N (min-max)	3,6 - 12,0
% (min-max)	95 - 92
% seas	81
m ³	344
kg/h (min-max)	0,8 - 2,6
Dim. (WxHxD)	902 x 1150 x 436
kg	185
Ø (mm)	80 B/T/RH Side
W (min-max)	25 - 50
kg/L	24 / 38



ANNALISA PLUS GRES EVO



Airtight, double ducted pellet stove



Gres Corten

Gres Ostuni

kW-N (min-max)	3,6 - 12,0
% (min-max)	95 - 92
% seas	81
m ³	344
kg/h (min-max)	0,8 - 2,6
Dim. (WxHxD)	902 x 1150 x 436
kg	187
Ø (mm)	80 B/T/RH Side
W (min-max)	25 - 50
kg/L	24 / 38



NORIS



Airtight, ventilated pellet stove



White

Bronze

Matt Taupe

kW-N (min-max)	3,6 - 12,0
% (min-max)	93 - 91
% seas	80
m ³	344
kg/h (min-max)	0,8 - 2,7
Dim. (WxHxD)	576 x 1174 x 642
kg	188
Ø (mm)	80 B
W (min-max)	45 - 58
kg/L	29 / 46



NORIS LUX



Airtight, ventilated pellet stove



White

Taupe

kW-N (min-max)	3,6 - 12,0
% (min-max)	93 - 91
% seas	80
m ³	344
kg/h (min-max)	0,8 - 2,7
Dim. (WxHxD)	576 x 1174 x 642
kg	201
Ø (mm)	80 B
W (min-max)	45 - 58
kg/L	29 / 46



LUCIA PLUS.16

Ducted pellet stove



Bordeaux

White

Taupe

kW-N (min-max)	3,6 - 12,0
% (min-max)	92 - 92
% seas	80
m ³	344
kg/h (min-max)	0,8 - 2,7
Dim. (WxHxD)	556 x 1097 x 597
kg	186
Ø (mm)	80 B
W (min-max)	50 - 142
kg/L	27 / 43



NORIS PLUS



Airtight, double ducted pellet stove



White

Bronze

Matt Taupe

kW-N (min-max)	3,6 - 12,0
% (min-max)	93,4 - 91,8
% seas	80
m ³	344
kg/h (min-max)	0,8 - 2,7
Dim. (WxHxD)	576 x 1174 x 642
kg	195
Ø (mm)	80 B
W (min-max)	60 - 105
kg/L	29 / 46



LUCIA.16

Ventilated pellet stove



Bordeaux

White

Taupe

kW-N (min-max)	3,6 - 12,1
% (min-max)	93 - 93
% seas	82
m ³	347
kg/h (min-max)	0,8 - 2,7
Dim. (WxHxD)	556 x 1097 x 597
kg	181
Ø (mm)	80 B
W (min-max)	23 - 87
kg/L	27 / 43



NORIS PLUS LUX



Airtight, double ducted pellet stove



White

Taupe

kW-N (min-max)	3,6 - 12,0
% (min-max)	93 - 92
% seas	80
m ³	344
kg/h (min-max)	0,8 - 2,7
Dim. (WxHxD)	576 x 1174 x 642
kg	208
Ø (mm)	80 B
W (min-max)	60 - 105
kg/L	29 / 46





TERRY PLUS

Evolution
Life

Airtight, double ducted pellet stove



Bordeaux White Bright Taupe



kW-N (min-max)	3,5 - 12,1
% (min-max)	92 - 94
% seas	83
m ³	347
kg/h (min-max)	0,8 - 2,7
Dim. (WxHxD)	569 x 1151 x 598
kg	206
Ø (mm)	80 B
W (min-max)	50 - 96
kg/L	29 / 46



ROSANNA IDRO 5.0

PRESTIGE

Airtight and ventilated pellet thermo-stove



Bordeaux Ivory Bronze Black



kW-N (min-max)	4,3 - 14,3
kW-H2O (min-max)	2,9 - 11,0
% (min-max)	92 - 92
% seas	81
m ³	410
kg/h (min-max)	1,0 - 3,2
Dim. (WxHxD)	511 x 1150 x 632
kg	163
Ø (mm)	100 B
W (min-max)	28 - 68
kg/L	27 / 43



Angelica Junior

VIRNA IDRO.16

Airtight ventilated and slim pellet thermo-stove



Bordeaux White Matt Taupe



kW-N (min-max)	4,3 - 14,5
kW-H2O (min-max)	3,7 - 12,3
% (min-max)	95 - 93
% seas	83
m ³	416
kg/h (min-max)	0,9 - 3,2
Dim. (WxHxD)	793 x 1105 x 384
kg	151
Ø (mm)	100 B/T/RH Side
W (min-max)	20 - 35
kg/L	22 / 35



MARINA IDRO H11

Ventilated pellet thermo-stove



Ivory Bordeaux Bronze



kW-N (min-max)	4,2 - 14,8
kW-H2O (min-max)	3,0 - 11,0
% (min-max)	94 - 93
% seas	82
m ³	424
kg/h (min-max)	0,9 - 3,3
Dim. (WxHxD)	550 x 1039 x 601
kg	180
Ø (mm)	80 B
W (min-max)	32 - 65
kg/L	20 / 32



MARINA IDRO H13

Ventilated pellet thermo-stove



Ivory Bordeaux Bronze



kW-N (min-max)	5,1 - 17,5
kW-H2O (min-max)	3,7 - 13,0
% (min-max)	94 - 92
% seas	82
m ³	502
kg/h (min-max)	1,1 - 3,8
Dim. (WxHxD)	550 x 1149 x 601
kg	190
Ø (mm)	80 B
W (min-max)	25 - 70
kg/L	24 / 39





COSTANZA IDRO 5.0

Airtight and ventilated pellet thermo-stove



White Bordeaux

kW-N (min-max)	4,8 - 16,0
kW-H2O (min-max)	3,3 - 12,0
% (min-max)	91 - 90
% seas	80
m ³	459
kg/h (min-max)	1,1 - 3,6
Dim. (WxHxD)	495 x 1152 x 628
kg	165
Ø (mm)	100 B
W (min-max)	25 - 60
kg/L	27 / 43



ISIDORA IDRO H20 5.0 EVO

Ventilated pellet thermo-stove



Ivory White Bordeaux

kW-N (min-max)	5,6 - 22,4
kW-H2O (min-max)	4,6 - 20,0
% (min-max)	96 - 93
% seas	83
m ³	642
kg/h (min-max)	1,2 - 5,0
Dim. (WxHxD)	596 x 1243 x 708
kg	235
Ø (mm)	100 B
W (min-max)	15 - 35
kg/L	38 / 60



GUENDA IDRO 5.0

Ventilated pellet thermo-stove



Ivory Bronze Matt Taupe

kW-N (min-max)	5,0 - 16,7
kW-H2O (min-max)	3,8 - 14,0
% (min-max)	93 - 92
% seas	82
m ³	479
kg/h (min-max)	1,1 - 3,7
Dim. (WxHxD)	576 x 1157 x 621
kg	210
Ø (mm)	100 B
W (min-max)	20 - 22
kg/L	30 / 48



ISIDORA IDRO H23 5.0 EVO

Ventilated pellet thermo-stove



Bordeaux White Ivory

kW-N (min-max)	5,6 - 25,8
kW-H2O (min-max)	4,6 - 23,0
% (min-max)	96 - 92
% seas	82
m ³	740
kg/h (min-max)	1,2 - 5,8
Dim. (WxHxD)	596 x 1243 x 737
kg	235
Ø (mm)	100 B
W (min-max)	15 - 37
kg/L	38 / 60



EVELYNE IDRO 2.0

Ventilated and slim pellet thermo-stove



White Taupe Grey

kW-N (min-max)	5,3 - 18,0
kW-H2O (min-max)	3,5 - 14,8
% (min-max)	96 - 94
% seas	83
m ³	516
kg/h (min-max)	1,1 - 4,0
Dim. (WxHxD)	878 x 1099 x 412
kg	209
Ø (mm)	100 B/T/RH Side
W (min-max)	80 - 85
kg/L	27 / 43



NEW 2026 MIRIANA IDRO H16

Ventilated pellet thermo-stove



Ivory Black Matt Taupe

kW-N (min-max)	5,6 - 18,4
kW-H2O (min-max)	4,6 - 16,0
% (min-max)	96 - 95
% seas	85
m ³	528
kg/h (min-max)	1,2 - 4,0
Dim. (WxHxD)	599 x 1170 x 724
kg	220
Ø (mm)	100 B
W (min-max)	15 - 30
kg/L	33 / 53



ISIDORA IDRO H16 5.0 EVO

Ventilated pellet thermo-stove



White Bordeaux Bright Taupe

kW-N (min-max)	5,6 - 18,4
kW-H2O (min-max)	4,6 - 16,0
% (min-max)	96 - 95
% seas	85
m ³	528
kg/h (min-max)	1,2 - 4,0
Dim. (WxHxD)	596 x 1165 x 708
kg	227
Ø (mm)	100 B
W (min-max)	15 - 30
kg/L	33 / 53



NEW 2026 MIRIANA IDRO H20

Ventilated pellet thermo-stove



Ivory Black Matt Taupe

kW-N (min-max)	5,6 - 22,4
kW-H2O (min-max)	4,6 - 20,0
% (min-max)	96 - 93
% seas	82
m ³	642
kg/h (min-max)	1,2 - 5,0
Dim. (WxHxD)	599 x 1248 x 724
kg	224
Ø (mm)	100 B
W (min-max)	15 - 35
kg/L	38 / 61





NEW 2026 **MIRIANA IDRO H23**



Ventilated pellet thermo-stove



Ivory Black Matt Taupe

kW-N (min-max)	5,6 - 25,8
kW-H2O (min-max)	4,6 - 23,0
% (min-max)	96 - 92
% seas	82
m ³	740
kg/h (min-max)	1,2 - 5,8
Dim. (WxHxD)	599 x 1248 x 724
kg	224
Ø (mm)	100 B
W (min-max)	15 - 37
kg/L	38 / 61

Provisional data under approval



ISIDE IDRO 5.0.16 *

Ventilated pellet thermo-stove



Parchment* White* Vogue Ametista*

kW-N (min-max)	5,4 - 19,0
kW-H2O (min-max)	4,0 - 14,7
% (min-max)	93 - 94
% seas	83
m ³	545
kg/h (min-max)	1,2 - 4,2
Dim. (WxHxD)	690 x 1196 x 628
kg	247
Ø (mm)	100 B
W (min-max)	78 - 119
kg/L	35 / 56

While stocks last



RAFFAELLA IDRO H15 5.0.16

Ventilated pellet thermo-stove



Bordeaux White Grigio Luce

kW-N (min-max)	5,4 - 19,0
kW-H2O (min-max)	4,0 - 14,7
% (min-max)	93 - 94
% seas	83
m ³	545
kg/h (min-max)	1,2 - 4,2
Dim. (WxHxD)	633 x 1176 x 626
kg	214
Ø (mm)	100 B
W (min-max)	78 - 119
kg/L	35 / 56



RAFFAELLA IDRO H18 5.0.16

Ventilated pellet thermo-stove



Ivory Grigio Luce

kW-N (min-max)	5,4 - 23,6
kW-H2O (min-max)	4,0 - 17,7
% (min-max)	93 - 92
% seas	81
m ³	677
kg/h (min-max)	1,2 - 5,3
Dim. (WxHxD)	633 x 1176 x 626
kg	214
Ø (mm)	100 B
W (min-max)	78 - 130
kg/L	35 / 56



NEW 2026 **FLORIANA IDRO CRYSTAL**



Airtight ventilated and slim pellet thermo-stove



Crystal

kW-N (min-max)	5,7 - 19,4
kW-H2O (min-max)	4,3 - 16,8
% (min-max)	94 - 94
% seas	83
m ³	556
kg/h (min-max)	1,3 - 4,3
Dim. (WxHxD)	854 x 1107 x 402
kg	194
Ø (mm)	100 B/T/RH Side
W (min-max)	19 - 67
kg/L	27 / 43

Provisional data under approval



NEW 2026 **FLORIANA IDRO GRES**



Airtight ventilated and slim pellet thermo-stove



Gres Corten Gres Ostuni

kW-N (min-max)	5,7 - 19,4
kW-H2O (min-max)	4,3 - 16,8
% (min-max)	94 - 94
% seas	83
m ³	556
kg/h (min-max)	1,3 - 4,3
Dim. (WxHxD)	854 x 1107 x 402
kg	195
Ø (mm)	100 B/T/RH Side
W (min-max)	19 - 67
kg/L	27 / 43

Provisional data under approval



Floriana Idro



COMFORT P70 H49 5.0

Ventilated pellet insert



kW-N (min-max)	3,0 - 8,0
% (min-max)	92,6 - 91
% seas	80
m ³	230
kg/h (min-max)	0,7 - 1,8
Dim. (WxHxD)	680 x 480 x 512
kg	113
Ø (mm)	80 T
W (min-max)	25 - 98
kg/L	11 / 18



COMFORT P85 PLUS

Pellet insert with ducting system



kW-N (min-max)	3,5 - 12,0
% (min-max)	92 - 91,1
% seas	79
m ³	344
kg/h (min-max)	0,8 - 2,6
Dim. (WxHxD)	880 x 602 x 615
kg	160
Ø (mm)	80 T
W (min-max)	75 - 150
kg/L	16 / 25



COMFORT P70 AIR

Ventilated pellet insert



kW-N (min-max)	3,0 - 10,0
% (min-max)	90 - 91
% seas	80
m ³	287
kg/h (min-max)	0,7 - 2,2
Dim. (WxHxD)	740 x 582 x 561
kg	125
Ø (mm)	80 T
W (min-max)	23 - 75
kg/L	15 / 24



COMFORT IDRO L80.16

Pellet thermo-fireplace ventilated



kW-N (min-max)	5,7 - 19,0
kW-H2O (min-max)	4,3 - 14,9
% (min-max)	90 - 92
% seas	80
m ³	545
kg/h (min-max)	1,3 - 4,3
Dim. (WxHxD)	870 x 648 x 608
kg	220
Ø (mm)	100 T
W (min-max)	16 - 36
kg/L	18 / 29



COMFORT P70 AIR PLUS

Pellet insert with ducting system



kW-N (min-max)	3,0 - 10,0
% (min-max)	92 - 92
% seas	81
m ³	287
kg/h (min-max)	0,7 - 2,3
Dim. (WxHxD)	670 x 530 x 562
kg	131
Ø (mm)	80 T
W (min-max)	35 - 105
kg/L	13 / 21



COMFORT P85

Ventilated pellet insert



kW-N (min-max)	3,5 - 12,0
% (min-max)	91 - 92
% seas	81
m ³	344
kg/h (min-max)	0,8 - 2,6
Dim. (WxHxD)	880 x 602 x 615
kg	145
Ø (mm)	80 T
W (min-max)	25 - 100
kg/L	16 / 25



Comfort P70 Air



NEW 2026 **PK15** EVO

Pellet boiler



Light/Dark Grey

Provisional data in phase of homologation



kW-N (min-max)	4,4 - 15,0
kW-H2O (min-max)	4,4 - 15,0
% (min-max)	93,9 - 93,6
% seas	83
m ³	431
kg/h (min-max)	1,0 - 3,4
Dim. (WxHxD)	822 x 1398 x 745
kg	295
Ø (mm)	100 B/LH side
W (min-max)	20 - 23
kg/L	75 / 119



NEW 2026 **PK30** EVO

Pellet boiler



Light/Dark Grey

Provisional data in phase of homologation



kW-N (min-max)	7,4 - 30,0
kW-H2O (min-max)	7,4 - 30,0
% (min-max)	91,5 - 94
% seas	81
m ³	861
kg/h (min-max)	1,7 - 6,7
Dim. (WxHxD)	892 x 1398 x 745
kg	310
Ø (mm)	120 B/LH side
W (min-max)	28 - 44
kg/L	75 / 119



NEW 2026 **PK20** EVO

Pellet boiler



Light/Dark Grey

Provisional data in phase of homologation



kW-N (min-max)	4,4 - 20,0
kW-H2O (min-max)	4,4 - 20,0
% (min-max)	93,9 - 93,3
% seas	83
m ³	574
kg/h (min-max)	1,0 - 4,5
Dim. (WxHxD)	822 x 1398 x 745
kg	295
Ø (mm)	100 B/LH side
W (min-max)	20 - 25
kg/L	75 / 119



NEW 2026 **PR30** EVO

Pellet boiler with ash extractor



Light/Dark Grey

Provisional data in phase of homologation



kW-N (min-max)	7,4 - 30,0
kW-H2O (min-max)	7,4 - 30,0
% (min-max)	91,5 - 94
% seas	81
m ³	861
kg/h (min-max)	1,7 - 6,7
Dim. (WxHxD)	892 x 1398 x 817
kg	325
Ø (mm)	120 B/LH side
W (min-max)	28 - 44
kg/L	75 / 119



NEW 2026 **PR20** EVO

Pellet boiler with ash extractor



Light/Dark Grey

Provisional data in phase of homologation



kW-N (min-max)	4,4 - 20,0
kW-H2O (min-max)	4,4 - 20,0
% (min-max)	93,9 - 93,3
% seas	83
m ³	574
kg/h (min-max)	1,0 - 4,5
Dim. (WxHxD)	822 x 1398 x 817
kg	310
Ø (mm)	100 B/LH side
W (min-max)	20 - 25
kg/L	75 / 119



NEW 2026 **PK25** EVO

Pellet boiler



Light/Dark Grey

Provisional data in phase of homologation



kW-N (min-max)	7,4 - 25,0
kW-H2O (min-max)	7,4 - 25,0
% (min-max)	91,5 - 94,5
% seas	81
m ³	718
kg/h (min-max)	1,7 - 5,5
Dim. (WxHxD)	892 x 1398 x 745
kg	310
Ø (mm)	120 B/LH side
W (min-max)	28 - 40
kg/L	75 / 119



PR30 Evo + Pellet storage tank, PR - PK boilers

List of functions of pellet products

Connectivity

EASY SETUP

The Easy Setup function allows the user to easily configure the stove so that it can operate as efficiently as possible with most types of pellets available on the market. It ensures optimum performance in terms of yield for each type of pellet.

AUTOMATIC

The stove accurately and continuously regulates the power output in order to reach and maintain the temperature set by the user. This translates into improved thermal and acoustic comfort and reduced consumption.

EASY CONTROL

In order to function, a stove must be connected to a system that has a flue and an external air inlet. Not all systems are the same as they depend on the physical characteristics of the building in which they are used; consequently, the operating conditions of the stove can vary considerably depending on the system itself. Thanks to the Easy Control function, the stove operates under optimal conditions even in difficult situations, minimising unwanted effects such as condensation and poor combustion, and it can also help to keep the glass of the stove door cleaner.

AIR ZONE CONTROL (AZC)

The Air Zone Control feature is exclusive to products with a dedicated motor for ducting. The AZC function ensures maximum heat output to the ducting when the room in which the stove is installed has not yet reached the set temperature. In this way, maximum comfort is achieved in the ducted area, while consumption is significantly reduced once the set temperature is reached in the main room.

FLOW PERFORMANCE CONTROL (FPC)

The FPC system keeps the supply of combustion air constant at all times, thus ensuring that combustion characteristics remain the same. In this way, maximum stove efficiency is achieved even when system conditions (stove-flue pipe) change.

FLOW PERFORMANCE CONTROL PLUS (FPC PLUS)

The FPC PLUS system, in addition to the work done by FPC, allows the identification of abnormal situations, putting the generator in safe conditions.

PRO AIR SETUP

New setup for ventilation mappings. It allows the user to choose between 4 different room ventilation modes:
 Off = Fan off. N.B. Mode only available for models that have this setting option.
 Quiet = Fan speed is reduced for noise reduction (compared to Regular).
 Regular = Default configuration.
 Boost = Fan speed is increased compared to Regular in order to maximise ventilation air flow.

SMART HOME INTEGRATION "ALEXA"

With this extra feature, the stove can be controlled via the Alexa® (Amazon) voice assistant. This operation requires an internet connection and the new Total Control 3.0 app; therefore, the product must have the "Grey" module or have this function integrated in the board/display set up for the 3.0 app.

DISPLAY



Display LED



Display LED Wi-Fi
App Total Control 3.0



Display TFT Color
App Total Control 3.0



Display LCD Wi-Fi
App Total Control 3.0



Display Black LCD



Display Black Mask
App Total Control 2.0 / 3.0



Display LCD

REMOTE



IR Touch Remote Control



Radio Remote Control
With thermostat function



9-Key Remote Control



5-Key Remote Control

WI-FI MODULE



Console Wi-Fi
Total Control 3.0



Modules Wi-Fi
White label
Total Control



Modules Wi-Fi
Grey label
Total Control 3.0



Modules Navel Wi-Fi
Larissa.16
Total Control 3.0

Function index of pellet products

Num.	Model name	Easy Setup	Pro Air Setup	Air Zone Control	FPC	FPC+	Easy Control	App Total Control	Automatic	Display	Remote
46	AMIKA AD	✓	✓			✓	✓	✓		Display LCD Wi-Fi	Optional
46	AMIKA PETRA AD	✓	✓			✓	✓	✓		Display LCD Wi-Fi	Optional
44	ANGELICA EVO	✓	✓			✓	✓	✓		Display LCD Wi-Fi	Optional
44	ANGELICA JUNIOR	✓	✓			✓	✓	✓		Display LCD Wi-Fi	Optional
44	ANGELICA PLUS EVO	✓	✓	✓		✓	✓	✓		Display LCD Wi-Fi	Optional
44	ANGY TOP	✓	✓				✓	✓	✓	Console Wi-Fi	Radio Remote Control
49	ANNABELLA AD EVO	✓					✓			Display Black LCD	IR Touch Remote Control
54	ANNALISA PLUS CRYSTAL EVO	✓	✓	✓		✓	✓	✓	✓	Console Wi-Fi	Radio Remote Control
54	ANNALISA PLUS GRES EVO	✓	✓	✓		✓	✓	✓	✓	Console Wi-Fi	Radio Remote Control
62	COMFORT P85	✓					✓		✓	-	Radio Remote Control
62	COMFORT P70 AIR	✓					✓		✓	-	Radio Remote Control
62	COMFORT P70 H49 5.0	✓	✓			✓	✓		✓	-	Radio Remote Control
63	COMFORT IDRO L80.16	✓								-	Radio Remote Control
63	COMFORT P85 PLUS	✓					✓		✓	-	Radio Remote Control
62	COMFORT P70 AIR PLUS	✓		✓			✓		✓	-	Radio Remote Control
58	COSTANZA IDRO 5.0	✓				✓	✓	✓		Display Black Mask	IR Touch Remote Control
51	DAHIANA AD	✓	✓			✓	✓	✓		Display LCD Wi-Fi	Optional
51	DAHIANA PLUS AD	✓	✓	✓		✓	✓	✓		Display LCD Wi-Fi	Optional
46	DANIELA	✓	✓			✓	✓	✓		Display LCD Wi-Fi	Optional
47	DANIELA PLUS	✓	✓	✓		✓	✓	✓		Display LCD Wi-Fi	Optional
49	DEBBY EVO	✓	✓			✓	✓		✓	-	Radio Remote Control
50	DEBBY PETRA EVO	✓	✓			✓	✓		✓	-	Radio Remote Control
50	DEBBY PLUS PETRA EVO	✓	✓	✓		✓	✓		✓	-	Radio Remote Control
58	EVELYNE IDRO 2.0	✓					✓	✓		Console Wi-Fi	Radio Remote Control
61	FLORIANA IDRO CRYSTAL	✓				✓	✓	✓		Display TFT Color Wi-Fi	Optional
61	FLORIANA IDRO GRES	✓				✓	✓	✓		Display TFT Color Wi-Fi	Optional
47	GABRIELLA PLUS	✓					✓			Display Black LCD	IR Touch Remote Control
58	GUENDA IDRO 5.0	✓				✓	✓			Display Black LCD	IR Touch Remote Control
60	ISIDE IDRO 5.0.16	✓				✓	✓			Display Black LCD	IR Touch Remote Control
58	ISIDORA IDRO H16 5.0 EVO	✓				✓	✓	✓		Display TFT Color Wi-Fi	Optional
59	ISIDORA IDRO H20 5.0 EVO	✓				✓	✓	✓		Display TFT Color Wi-Fi	Optional
59	ISIDORA IDRO H23 5.0 EVO	✓				✓	✓	✓		Display TFT Color Wi-Fi	Optional
50	KATIA 11	✓	✓				✓	✓	✓	Console Wi-Fi	Radio Remote Control
50	KATIA 9 5.0 EVO	✓	✓			✓	✓	✓	✓	Console Wi-Fi	Radio Remote Control
43	KETTY 5.0	✓	✓			✓				Display Black LCD	Optional
47	KLAUDIA 5.0 EVO	✓	✓			✓	✓			Display Black LCD	IR Touch Remote Control
47	KLAUDIA PLUS 5.0 EVO	✓	✓	✓		✓	✓			Display Black LCD	IR Touch Remote Control
45	LINA TOP	✓	✓				✓			Display Black LCD	IR Touch Remote Control
54	LUCIA.16	✓						✓		Display Black Mask	IR Touch Remote Control
54	LUCIA PLUS.16	✓						✓		Display Black Mask	IR Touch Remote Control
43	LUISELLA 5.0	✓					✓			Display LED	5-Key Remote Control
43	LUISELLA 5.0 MAXI	✓				✓	✓	✓		Display LED Wi-Fi	IR Touch Remote Control
42	MARGARET GRES	✓	✓	✓		✓	✓	✓		Display Black Mask	IR Touch Remote Control
42	MARGARET PETRA	✓	✓	✓		✓	✓	✓		Display Black Mask	IR Touch Remote Control
45	MARIELLA AD	✓	✓			✓	✓	✓		Display LCD Wi-Fi	Optional
45	MARIELLA PLUS AD	✓	✓	✓		✓	✓	✓		Display LCD Wi-Fi	Optional
48	MARILENA PLUS 5.0.16	✓	✓	✓		✓	✓			Display LCD	IR Touch Remote Control
48	MARILENA PLUS PETRA 5.0.16	✓	✓	✓		✓	✓			Display LCD	IR Touch Remote Control

Num.	Model name	Easy Setup	Pro Air Setup	Air Zone Control	FPC	FPC+	Easy Control	App Total Control	Automatic	Display	Remote
48	MARILENA PLUS CRYSTAL 5.0.16	✓	✓	✓		✓	✓			Display LCD	IR Touch Remote Control
57	MARINA IDRO H11	✓				✓	✓			Display Black LCD	IR Touch Remote Control
57	MARINA IDRO H13	✓				✓	✓			Display Black LCD	IR Touch Remote Control
51	MIETTA EVO	✓					✓			-	Radio Remote Control
59	MIRIANA IDRO H16	✓				✓	✓	✓		Display TFT Color Wi-Fi	Optional
59	MIRIANA IDRO H20	✓				✓	✓	✓		Display TFT Color Wi-Fi	Optional
60	MIRIANA IDRO H23	✓				✓	✓	✓		Display TFT Color Wi-Fi	Optional
45	MOIRA EVO	✓					✓		✓	-	Radio Remote Control
55	NORIS	✓	✓		✓		✓			Display Black LCD	IR Touch Remote Control
55	NORIS LUX	✓	✓		✓		✓			Display Black LCD	IR Touch Remote Control
55	NORIS PLUS	✓	✓	✓	✓		✓			Display Black LCD	IR Touch Remote Control
55	NORIS PLUS LUX	✓	✓	✓	✓		✓			Display Black LCD	IR Touch Remote Control
48	PAMELA STEEL	✓					✓			-	Radio Remote Control
49	PAMELA CRYSTAL	✓					✓			-	Radio Remote Control
43	PEGGY	✓	✓			✓	✓			Display Black LCD	IR Touch Remote Control
64	PK15 EVO	✓			✓			✓		Display Black Mask	-
64	PK20 EVO	✓			✓			✓		Display Black Mask	-
64	PK25 EVO	✓			✓			✓		Display Black Mask	-
65	PK30 EVO	✓			✓			✓		Display Black Mask	-
64	PR20 EVO	✓			✓			✓		Display Black Mask	-
65	PR30 EVO	✓			✓			✓		Display Black Mask	-
60	RAFFAELLA IDRO H18 5.0.16	✓				✓	✓			Display Black LCD	IR Touch Remote Control
60	RAFFAELLA IDRO H15 5.0.16	✓				✓	✓			Display Black LCD	IR Touch Remote Control
57	ROSANNA IDRO 5.0	✓				✓	✓			Display Black LCD	IR Touch Remote Control
46	SABRY AD	✓	✓			✓	✓	✓		Display LCD Wi-Fi	Optional
51	SHARON PLUS PETRA	✓		✓			✓	✓	✓	Console Wi-Fi	Radio Remote Control
52	SHARON PLUS CRYSTAL	✓		✓			✓	✓	✓	Console Wi-Fi	Radio Remote Control
52	SHARON PLUS STEEL	✓		✓			✓	✓	✓	Console Wi-Fi	Radio Remote Control
53	SINFONY	✓					✓			-	Radio Remote Control
52	SOUVENIR PLUS LUX 5.0	✓	✓				✓			Display LCD	IR Touch Remote Control
52	SOUVENIR PLUS PETRA 5.0	✓	✓				✓			Display LCD	IR Touch Remote Control
53	SOUVENIR PLUS STEEL 5.0	✓	✓				✓			Display LCD	IR Touch Remote Control
49	TEODORA EVO	✓					✓			Display Black LCD	IR Touch Remote Control
53	TEOREMA	✓					✓			Display Black LCD	IR Touch Remote Control
53	TEOREMA PLUS AD	✓	✓	✓		✓	✓	✓		Display LCD Wi-Fi	Optional
56	TERRY PLUS	✓								-	Radio Remote Control
57	VIRNA IDRO.16	✓								Display Black LCD	9-Key Remote Control



■ Floriana Idro

NOTE

- Due to printing reasons the reproduction of colours has to be considered only indicative.
- The fuel quantity (weight) inside the hopper and the hour consumption can change depending on the type of pellet which is used.
- All the figures were measured using approved pellets in compliance with EN ISO 17225-2.
- Facing tones and characteristics are subject to slight variations because they are natural products.
- The manufacturer reserves the right to change the products without any previous notice.
- The La Nordica-Extraflame products can be covered by industrial property rights (such as patents, designs and trademarks) owned by La Nordica-Extraflame exclusively. It is strictly forbidden to violate these rights as for removing, cancelling or corrupting the trademarks impressed on the products and impressing others.
- m³ that can be heated: the data is indicative. For the generator to be sized correctly, contact a skilled technician/designer.
- Before the purchase, ask your reseller all the information regarding the appliance. One must also bear in mind all laws and national, regional, provincial and town council Standards present in the country in which the appliance has been installed, as well as the instructions contained in this manual.

- The images contained in this document are for product illustration purposes only and do not represent indications for the performance or technical characteristics of the same.
- The data in the catalogue can be rounded off to the first decimal.
- La Nordica-Extraflame products are approved to work with 230V 50Hz power supply only. The use with different voltages and / or frequencies supply can compromise the functionality and safety of the products.
- The majolicas (if present) are the result of high-quality artisan work. As they are completely carried out by hand, the majolica may present crackles, speckles, and shadings. These characteristics certify their precious origin. Enamel and majolica, due to their different coefficient of dilatation, produce microcrackles, which show their authentic feature.
- The stone claddings are natural materials and as such are subject to aesthetic or chromatic variations between a piece and the other, these features represent the beauty and uniqueness of the product and cannot be considered defects.

ENERGY LABEL

As of 1st January 2018 the Energy Labelling Regulation came into force also for all the biomass heating appliances, both roomheater appliances and appliances designed to heat the water for central heating and domestic hot water. This directive, in accordance with the regulations of the European Union, will assign an Energy Efficiency Class (from G up to A++) providing the buyers with information about the consumption and the efficiency



CERTIFICATES

Italian Regulation for the Environmental Certificate release of domestic solid fuels biomass room heaters. (Classification from 1 up to 5 stars).



Only for Italy: the Ministerial Decree 07/08/2025, better known as "Conto Termico 3.0", allows a specific incentive in case of replacement of old appliances by new ones with certain characteristics

Certification issued by the German Federal Office for Economics and Export Control to promote the efficient use of biomass energy.



German regulations on controlling emissions.

French trademark of the ADEME agency for the environment and the energy. The products "Flamme Verte" approved guarantee the best high energy performances and respect for the environment.



LEGENDS

- kW-N:** Nominal thermal power (kW)
- kW-H₂O:** Power given back to water (kW)
- m³:** Heatable m³ (30 kcal/h x m³)
- %:** Efficiency
- % seas:** Seasonal efficiency (%)
- kg-l:** Tank total capacity (kg-l)
- kg/h:** Hourly consumption (kg/h)
- Ø mm:** Smoke outlet diameter (mm)
T = Top B = Back
RH side = Right side LH side = Left side
- Dim. WxHxD:** Dimensions WxHxD (mm)
- kg:** Net weight (kg)
- W:** Electric consumption (W)

- Airtight stove
- Switchable ventilation
- Nordiker hearth
- Direct outdoor air intake
- Cast iron ring
- Outdoor air intake
- Catalytic filter
- Standard WiFi
- Ceramic glow plug
- Self-cleaning brazier
- Standard radio remote control
- Pellet level sensor



LA NORDICA S.P.A

Via Summano, 104 36030 Montecchio Precalcino - Vicenza - Italy
Tel. +39 0445 804000
info@lanordica.com

EXTRAFLAME S.P.A

Via dell'Artigianato, 12 36030 Montecchio Precalcino - Vicenza - Italy
Tel. +39 0445 865911
info@extraflame.it

www.lanordica-extraflame.com

9300326-001

